

**Format of holding of specified securities**

1. Name of Listed Entity: EVEREADY INDUSTRIES INDIA LTD (CIN:L31402WB1934PLC007993)
2. Scrip Code 531508 Name of Scrip -, - Class of Security Equity
3. Share Holding Pattern Filed under : Reg. 31(1)(a)/Reg. 31(1)(b)/Reg. 31(1)(c )
  - a. If under 31 (1)(b) then indicate the report for Quarter ending: 30/06/2017
  - b. If under 31(1)(c ) then indicate date of allotment/extinguishment

4. **Declaration** : The Listed entity is required to submit the following declaration to the extent of submission of information:-

	Particulars	Yes*	No*
1	Whether the Listed Entity has issued any partly paid up shares?		No
2	Whether the Listed Entity has issued any Convertible Securities or Warrants?		No
3	Whether the Listed Entity has any shares against which depository receipts are issued?		No
4	Whether the Listed Entity has any shares in Locked-in?		No
5	Whether any shares held by promoters are pledge or otherwise encumbered?	Yes	


\* If the Listed Entity selects the option 'No' for the questions above, the column for the partly paid up shares, Outstanding Convertible Securities/Warrants, depository receipts, locked-in shares, No of shares pledged or otherwise encumbered by promoters, as applicable, shall not be displayed at the time of dissemination on the Stock Exchange website. Also wherever there is 'No' declared by Listed Entity in above table the values will be considered as 'Zero' by default on submission of the format of holding of specified securities.

5. The tabular format for disclosure of holding of specified securities is as follows:-




Table I - Summary Statement holding of specified securities as on 30/06/2017

Category (I)	Category of shareholder (II)	Nos. of shareholders (III)	No. of fully paid up equity shares held (IV)	No. of Partly paid-up equity shares held (V)	No. of shares underlying Depository Receipts (VI)	Total nos. shares held (VII)=(IV)+(V)+(VI)	Shareholding as a % of total no. of shares (calculated as per SCRR, 1957) (VIII) As a % of (A+B+C2)	Number of Voting Rights held in each class of securities (IX)			No of shares Underlying outstanding convertible securities (including Warrants) (X)	Shareholding as a % assuming full conversion of convertible securities (as a percentage of diluted share capital) (XI)=(VII)+(X) As a % of (A+B+C2)	Number of Locked in shares (XII)		Number of shares pledged or otherwise encumbered (XIII)		Number of equity shares held in dematerialized form (XIV)	
								No of Voting Rights					Total as a % of (A+B+C)	No. (a)	As a % of total shares held (b)	No. (a)		As a % of total shares held (b)
								Class eg: x	Class eg: y	Total								
(A)	Promoter & Promoter group	19	32015995	0	0	32015995	44.0462	32015995	0	32015995	44.0462	0	0.0000	11037574	34.4752	32015995		
(B)	Public	53300	40671265	0	0	40671265	55.9538	40671265	0	40671265	55.9538	0	0.0000	NA		38929670		
(C)	Non Promoter - Non Public													NA				
(C1)	Shares underlying DRs						NA							NA				
(C2)	Shares held by Employee Trusts													NA				
	Total	53319	72687260	0	0	72687260	100.0000	72687260	0	72687260	100.0000	0				70945665		



	Category & Name of the Shareholders (I)	PAN	Nos. of shareholders (III)	No. of fully paid up equity shares held (IV)	Partly paid-up equity shares held (V)	Nos. of shares underlying Depository Receipts (VI)	Total nos. shares held (VII)=(IV)+(V)+(VI)	Shareholding % calculated as per SCRR, 1957 As a % of (A+B+C2) (VIII)	Number of Voting Rights held in each class of securities (IX)			No of shares Underlying outstanding convertible securities (including Warrants) (X)	Shareholding as a % assuming full conversion of convertible securities (as a percentage of diluted share capital) (XI)=(VII)+(X) As a % of A+B+C2)	Number of Locked in shares (XII)		Number of shares pledged or otherwise encumbered (XIII)		Number of equity shares held in dematerialized form (XIV)	
									No of Voting Rights					As a % of Total Voting rights	No. (a)	As a % of total shares held (b)	No. (a)		As a % of total shares held (b)
									Class x	Class y	Total								
(1)	Indian																		
(a)	Individuals/Hindu undivided Family		7	853458	0	0	853458	1.1742	853458	0	853458	1.1742	0	1.1742	0	0.0000	0	0.0000	853458
	YASHODHARA KHAITAN	AFDPK0951J	1	235945	0	0	235945	0.3246	235945	0	235945	0.3246	0	0.3246	0	0.0000	0	0.0000	235945
	ADITYA KHAITAN	AFDPK0968D	1	232266	0	0	232266	0.3195	232266	0	232266	0.3195	0	0.3195	0	0.0000	0	0.0000	232266
	AMRITANSHU KHAITAN	AJFPK2122H	1	165000	0	0	165000	0.2270	165000	0	165000	0.2270	0	0.2270	0	0.0000	0	0.0000	165000
	VANYA KHAITAN	DMCPK6767F	1	164650	0	0	164650	0.2265	164650	0	164650	0.2265	0	0.2265	0	0.0000	0	0.0000	164650
	B M KHAITAN	AGEPK6970B	1	35897	0	0	35897	0.0494	35897	0	35897	0.0494	0	0.0494	0	0.0000	0	0.0000	35897
	ISHA KHAITAN	ALSPK2923P	1	17500	0	0	17500	0.0241	17500	0	17500	0.0241	0	0.0241	0	0.0000	0	0.0000	17500
	KAVITA KHAITAN	AFTPK1514P	1	2200	0	0	2200	0.0030	2200	0	2200	0.0030	0	0.0030	0	0.0000	0	0.0000	2200
(b)	Central Government/State Government(s)																		
(c)	Financial Institutions/Banks																		
(d)	Any Other (specify)																		
	Bodies Corporate		12	31162537	0	0	31162537	42.8721	31162537	0	31162537	42.8721	0	42.8721	0	0.0000	11037574	35.4194	31162537
	WILLIAMSON MAGOR & CO LIMITED	AAACW2369P	1	17007841	0	0	17007841	23.3987	17007841	0	17007841	23.3987	0	23.3987	0	0.0000	5700000	33.5140	17007841
	WILLIAMSON FINANCIAL SERVICES LIMITED	AAACW4504A	1	6370988	0	0	6370988	8.7649	6370988	0	6370988	8.7649	0	8.7649	0	0.0000	1857574	29.1568	6370988
	BISHNAUTH INVESTMENTS LIMITED	AABCM7767N	1	4148246	0	0	4148246	5.7070	4148246	0	4148246	5.7070	0	5.7070	0	0.0000	2500000	60.2664	4148246
	MCLEOD RUSSEL INDIA LIMITED	AAACE6918J	1	1663289	0	0	1663289	2.2883	1663289	0	1663289	2.2883	0	2.2883	0	0.0000	0	0.0000	1663289
	BABCOCK BORSIG LIMITED	AABCD4477A	1	987484	0	0	987484	1.3585	987484	0	987484	1.3585	0	1.3585	0	0.0000	980000	99.2421	987484
	BENNETT, COLEMAN AND COMPANY LIMITED	AAACB4373Q	1	307400	0	0	307400	0.4229	307400	0	307400	0.4229	0	0.4229	0	0.0000	0	0.0000	307400
	KILBURN ENGINEERING LIMITED	AABCK3421H	1	271337	0	0	271337	0.3733	271337	0	271337	0.3733	0	0.3733	0	0.0000	0	0.0000	271337
	ICHAMATI INVESTMENTS LTD	AAACI5431J	1	171113	0	0	171113	0.2354	171113	0	171113	0.2354	0	0.2354	0	0.0000	0	0.0000	171113
	UNITED MACHINE CO LTD	AAACU3228P	1	116443	0	0	116443	0.1602	116443	0	116443	0.1602	0	0.1602	0	0.0000	0	0.0000	116443
	ZEN INDUSTRIAL SERVICES LIMITED	AAACZ1829R	1	85366	0	0	85366	0.1174	85366	0	85366	0.1174	0	0.1174	0	0.0000	0	0.0000	85366
	NITYA HOLDINGS & PROPERTIES LTD	AABCN1002B	1	30000	0	0	30000	0.0413	30000	0	30000	0.0413	0	0.0413	0	0.0000	0	0.0000	30000
	DUFFLAGHUR INVESTMENTS LIMITED	AAACD9587C	1	3030	0	0	3030	0.0042	3030	0	3030	0.0042	0	0.0042	0	0.0000	0	0.0000	3030
	Sub Total		19	32015995	0	0	32015995	44.0462	32015995	0	32015995	44.0462	0	44.0462	0	0.0000	11037574	34.4752	32015995
(2)	Foreign																		
(a)	Individuals (Non-Resident Individuals/Foreign Individuals)																		
(b)	Government																		
(c)	Institutions																		
(d)	Foreign Portfolio Investor																		
(e)	Any Other (specify)																		
	Sub Total		0	0	0	0	0	0.0000	0	0	0	0.0000	0	0.0000	0	0.0000	0	0.0000	0
	Total Shareholding of Promoter and Promoter Group (A)=(1)+(2)		19	32015995	0	0	32015995	44.0462	32015995	0	32015995	44.0462	0	44.0462	0	0.0000	11037574	34.4752	32015995




EVEREADY INDUSTRIES INDIA LTD										Table II - Statement Showing shareholding pattern of the Promoter and Promoter Group as on 30/06/2017									
Category & Name of the Shareholders (I)	PAN (II)	Nos. of shareholders (III)	No. of fully paid up equity shares held (IV)	Partly paid-up equity shares held (V)	Nos. of shares underlying Depository Receipts (VI)	Total nos. shares held (VII)=(IV)+(V)+(VI)	Shareholding % calculated as per SCRR, 1957 As a % of (A+B+C2) (VIII)	Number of Voting Rights held in each class of securities (IX)			No of shares Underlying outstanding convertible securities (including Warrants) (X)	Shareholding as a % assuming full conversion of convertible securities (as a percentage of diluted share capital) (XI)=(VII)+(X) As a % of (A+B+C2)	Number of Locked in shares (XII)		Number of shares pledged or otherwise encumbered (XIII)		Number of equity shares held in dematerialized form (XIV)		
								No of Voting Rights					No. (a)	As a % of total shares held (b)	No. (a)	As a % of total shares held (b)			
<p>**Bennett, Coleman and Company Ltd.(BCCL) has vide their letter dated 28th December, 2015, requested the Company to reclassify their shareholding of 307,400 equity shares aggregating to 0.42% of the paid up capital of the Company, from the Promoter and Promoter Group of the Company and to include the same in the 'Public' shareholding. Accordingly, the Company has vide its Board Resolution passed by Circulation dated 30th December, 2015 agreed to reclassify the said shareholding of BCCL in the Company. The Company has vide their letter dated 30th December, 2015 submitted the said letter of BCCL to BSE Limited, National Stock Exchange of India Limited and Calcutta Stock Exchange Limited ("Stock Exchanges") and requested the Stock Exchanges to take on record the said reclassification as required under Regulation 31A of the Securities and Exchange Board of India (Listing Obligations and Disclosure Requirements) Regulations, 2015. In furtherance to the abovementioned letter, the company had filed an Application for Reclassification on August 9, 2016 before all the Stock Exchanges. The Company has received approval letter for Reclassification of the said shares from BSE Limited via its letter dated August 19, 2016 and is awaiting for the approval of National stock Exchange Limited and The Calcutta Stock Exchange Limited.</p>																			



EVEREADY INDUSTRIES INDIA LTD		Table III - Statement Showing shareholding pattern of the Public shareholder as on 30/06/2017																
(1)	Category & Name of the Shareholders (I)	PAN (II)	Nos. of shareholders (III)	No. of fully paid up equity shares held (IV)	Partly paid up equity shares held (V)	Nos. of shares underlying Depository Receipts (VI)	Total nos. shares held (VII)=(IV)+(V)+(VI)	Shareholding % calculated as per SCRR, 1957) As a % of (A+B+C2) (VIII)	Number of Voting Rights held in each class of securities (IX)			No of shares Underlying outstanding convertible securities (including Warrants) (X)	Shareholding as a % assuming full conversion of convertible securities (as a percentage of diluted share capital) (XI)=(VII)+(X) As a % of A+B+C2)	Number of Locked in shares (XII)		Number of shares pledged or otherwise encumbered (XIII)		Number of equity shares held in dematerialized form (XIV)
									No of Voting Rights					No. (a)	As a % of total shares held (b)	No. (Not applicable) (a)	As a % of total shares held (Not applicable) (b)	
									Class x	Class y	Total							
(a)	Institutions		17	8430965	0	0	8430965	11.5990	8430965	0	8430965	11.5990	0	0.0000	NA		8430523	
	Mutual Funds / UTI																	
	DSP BLACKROCK MICRO CAP FUND	AAAJD0430B	1	3974539	0	0	3974539	5.4680	3974539	0	3974539	5.4680	0	0.0000	NA		3974539	
	KOTAK EMERGING EQUITY SCHEME	AAATK4475F	2	1354608	0	0	1354608	1.8636	1354608	0	1354608	1.8636	0	0.0000	NA		1354608	
	FRANKLIN TEMPLETON MUTUAL FUND A/C TEMPLETON INDIA GROWTH FUND	AAATT4931H	2	1070454	0	0	1070454	1.4727	1070454	0	1070454	1.4727	0	0.0000	NA		1070454	
	SBI MAGNUM GLOBAL FUND	AABTS6407Q	2	1028603	0	0	1028603	1.4151	1028603	0	1028603	1.4151	0	0.0000	NA		1028603	
(b)	Venture Capital Funds																	
(c)	Alternate Investment Funds		2	155504	0	0	155504	0.2139	155504	0	155504	0.2139	0	0.0000	NA		155504	
(d)	Foreign Venture Capital Investors																	
(e)	Foreign Portfolio Investors		75	15248429	0	0	15248429	20.9781	15248429	0	15248429	20.9781	0	0.0000	NA		15248429	
	AMANSA HOLDINGS PRIVATE LIMITED	AAKCA7237L	1	4000000	0	0	4000000	5.5030	4000000	0	4000000	5.5030	0	0.0000	NA		4000000	
	FRANKLIN TEMPLETON INVESTMENT FUNDS	AABCT5310J	1	2329153	0	0	2329153	3.2043	2329153	0	2329153	3.2043	0	0.0000	NA		2329153	
	NOMURA INDIA INVESTMENT FUND MOTHER FUND	AAAAN3240L	1	1984585	0	0	1984585	2.7303	1984585	0	1984585	2.7303	0	0.0000	NA		1984585	
	MALABAR INDIA FUND LIMITED	AAF6M6589C	1	1277199	0	0	1277199	1.7571	1277199	0	1277199	1.7571	0	0.0000	NA		1277199	
	AMUNDI FUNDS EQUITY INDIA	AACCC7744E	1	1200000	0	0	1200000	1.6509	1200000	0	1200000	1.6509	0	0.0000	NA		1200000	
	THE NOMURA TRUST AND BANKING CO., LTD AS THE TRUSTEE OF NOMURA INDIA STOCK MOTHE	AABTT6636L	1	873303	0	0	873303	1.2015	873303	0	873303	1.2015	0	0.0000	NA		873303	
(f)	Financial Institutions / Banks		76	66652	0	0	66652	0.0917	66652	0	66652	0.0917	0	0.0000	NA		35792	
(g)	Insurance Companies		3	1595175	0	0	1595175	2.1946	1595175	0	1595175	2.1946	0	0.0000	NA		1595175	
(h)	Provident Funds / Pension Funds																	
(i)	Any Other (specify)																	
	Foreign Institutional Investors		7	311592	0	0	311592	0.4287	311592	0	311592	0.4287	0	0.0000	NA		311592	
	Sub Total		180	25808317	0	0	25808317	35.5060	25808317	0	25808317	35.5060	0	0.0000	NA		25777015	
(2)	Central Government / State Government(s) / President of India		2	277	0	0	277	0.0004	277	0	277	0.0004	0	0.0000	NA		0	
(3)	Non-Institutions																	
(a)	Individuals-																	
	i. Individual shareholders holding nominal share capital upto Rs.2 lakhs		51517	10896065	0	0	10896065	14.9903	10896065	0	10896065	14.9903	0	0.0000	NA		9375743	

Category & Name of the Shareholders (I)	PAN (II)	Nos. of shareholders (III)	No. of fully paid up equity shares held (IV)	Partly paid up equity shares held (V)	Nos. of shares underlying Depository Receipts (VI)	Total nos. shares held (VII)=(IV)+(V)+(VI)	Shareholding % calculated as per SCRR, 1957) As a % of (A+B+C2) (VIII)	Number of Voting Rights held in each class of securities (IX)			No of shares Underlying outstanding convertible securities (including Warrants) (X)	Shareholding as a % assuming full conversion of convertible securities (as a percentage of diluted share capital) (XI)=(VII)+(X) As a % of A+B+C2)	Number of Locked in shares (XII)		Number of shares pledged or otherwise encumbered (XIII)		Number of equity shares held in dematerialized form (XIV)
								No of Voting Rights					As a % of total shares held (b)	No. (Not applicable) (a)	As a % of total shares held (Not applicable) (b)		
								Class x	Class y	Total							
ii. Individual shareholders holding nominal share capital in excess of Rs.2 lakhs		7	901101	0	0	901101	1.2397	901101	0	901101	1.2397	0	0.0000	NA		901101	
(b) NBFCs registered with RBI		11	122320	0	0	122320	0.1683	122320	0	122320	0.1683	0	0.0000	NA		122320	
(c) Employee Trusts																	
(d) Overseas Depositories (holding DRs) (balancing figure)																	
(e) Any Other (specify)																	
Bodies Corporate		706	2222220	0	0	2222220	3.0572	2222220	0	2222220	3.0572	0	0.0000	NA		2156066	
Clearing Member		131	72560	0	0	72560	0.0998	72560	0	72560	0.0998	0	0.0000	NA		72560	
Non Resident Individual		726	629895	0	0	629895	0.8666	629895	0	629895	0.8666	0	0.0000	NA		506355	
Trusts		16	13761	0	0	13761	0.0189	13761	0	13761	0.0189	0	0.0000	NA		13761	
Foreign National		4	4749	0	0	4749	0.0065	4749	0	4749	0.0065	0	0.0000	NA		4749	
Sub Total		53118	14862671	0	0	14862671	20.4474	14862671	0	14862671	20.4474	0	0.0000	NA		13152655	
Total Public Shareholding (B)=(B)(1)+(B)(2)+(B)(3)		53300	40671265	0	0	40671265	55.9538	40671265	0	40671265	55.9538	0	0.0000	NA		38929670	



EVEREADY INDUSTRIES INDIA LTD																		
Table Iv - Statement Showing shareholding pattern of the Non Promoter - Non Public shareholder as on 30/06/2017																		
Category & Name of the Shareholders (I)	PAN (II)	No of shareholders (III)	No. of fully paid up equity shares held (IV)	Partly paid-up equity shares held (V)	Nos. of shares underlying Depository Receipts (VI)	Total nos. shares held (VII)=(IV) + (V)+(VI)	Shareholding % calculated as per SCRR, 1957) As a % of (A+B+C2) (VIII)	Number of Voting Rights held in each class of securities (IX)				No of shares Underlying outstanding convertible securities (including Warrants) (X)	Total Shareholding as a % assuming full conversion of convertible securities (as a percentage of diluted share capital) (XI)=(VII)+(X) As a % of A+B+C2)	Number of Locked in shares (XII)		Number of shares pledged or otherwise encumbered (XIII)		Number of equity shares held in dematerialized form (XIV)
								No of Voting Rights			Total as a % of Total Voting rights			No. (a)	As a % of total shares held (b)	No. (Not applicable) (a)	As a % of total shares held (Not applicable) (b)	
								Class x	Class y	Total								
(1) Custodian / DR Holder																		
(2) Employee Benefit Trust (under SEBI (Share based Employee Benefit) Regulations, 2014)																		
Total Non Promoter - Non Public Shareholding (C)=(C)(1)+(C)(2)			0	0	0	0	0.0000	0	0	0	0.0000	0	0.0000	0	0.0000	NA	NA	0



EVEREADY INDUSTRIES INDIA LTD

Shareholding Summary as on 30/06/2017

Form	No of Records	No of Shares
PHYSICAL	16328	1741595
NSDL	21404	65979249
CDSL	15596	4966416
TOTAL	53328	72687260





Sheet1

**EVEREADY INDUSTRIES INDIA LTD**

Distribution Schedule as on 30/06/2017

Share Holding	No of Holders	% age	No of Shares	% age
Upto 50	22793	42.7411	405179	0.5574
51 to 100	10142	19.0182	854384	1.1754
101 to 150	3622	6.7919	472292	0.6498
151 to 250	5921	11.1030	1217734	1.6753
251 to 500	6745	12.6481	2365556	3.2544
501 to 5000	3764	7.0582	4795511	6.5975
Above 5000	341	0.6394	62576604	86.0902
Grand Total	53328	100.0000	72687260	100.0000

Distribution Schedule as on 30/06/2017

Share Holding	No of Holders	% age	No of Shares	% age
Upto 500	49223	92.3024	5315145	7.3123
501 to 1000	2311	4.3336	1729697	2.3796
1001 to 2000	933	1.7495	1373598	1.8897
2001 to 3000	271	0.5082	680271	0.9359
3001 to 4000	142	0.2663	510076	0.7017
4001 to 5000	107	0.2006	501869	0.6904
5001 to 10000	145	0.2719	1066986	1.4679
Above 10000	196	0.3675	61509618	84.6223
Grand Total	53328	100.0000	72687260	100.0000

Distribution Schedule as on 30/06/2017

Notional Value of (Rs.)	No of Holders	% age	Amount (Rs.)	% age
Upto 5000	51534	96.6359	35224210	9.6920
5001 to 10000	933	1.7495	6867990	1.8897
10001 to 20000	413	0.7745	5951735	1.6376
20001 to 30000	154	0.2888	3828430	1.0534
30001 to 40000	51	0.0956	1820185	0.5008
40001 to 50000	47	0.0881	2195660	0.6041
50001 to 100000	78	0.1463	5519330	1.5187
Above 100000	118	0.2213	302028760	83.1036
Grand Total	53328	100.0000	363436300	100.0000

