

Format of holding of specified securities

1. Name of Listed Entity: EVEREADY INDUSTRIES INDIA LTD (CIN:L31402WB1934PLC007993)

2. Scrip Code 531508 Name of Scrip -, - Class of Security Equity

3. Share Holding Pattern Filed under : Reg. 31(1)(a)/Reg. 31(1)(b)/Reg. 31(1)(c)

a. If under 31 (1)(b) then indicate the report for Quarter ending: 30/06/2018

b. If under 31(1)(c) then indicate date of allotment/extinguishment

4. **Declaration** : The Listed entity is required to submit the following declaration to the extent of submission of information:-

	Particulars	Yes*	No*
1	Whether the Listed Entity has issued any partly paid up shares?		No
2	Whether the Listed Entity has issued any Convertible Securities or Warrants?		No
3	Whether the Listed Entity has any shares against which depository receipts are issued?		No
4	Whether the Listed Entity has any shares in Locked-in?		No
5	Whether any shares held by promoters are pledge or otherwise encumbered?	Yes	


* If the Listed Entity selects the option 'No' for the questions above, the column for the partly paid up shares, Outstanding Convertible Securities/Warrants, depository receipts, locked-in shares, No of shares pledged or otherwise encumbered by promoters, as applicable, shall not be displayed at the time of dissemination on the Stock Exchange website. Also wherever there is 'No' declared by Listed Entity in above table the values will be considered as 'Zero' by default on submission of the format of holding of specified securities.

5. The tabular format for disclosure of holding of specified securities is as follows:-




Table I - Summary Statement holding of specified securities as on 30/06/2018

Category (I)	Category of shareholder (II)	Nos. of shareholders (III)	No. of fully paid up equity shares held (IV)	No. of Partly paid-up equity shares held (V)	No. of shares underlying Depository Receipts (VI)	Total nos. shares held (VII)=(IV)+(V)+(VI)	Shareholding as a % of total no. of shares (calculated as per SCRR, 1957) (VIII) As a % of (A+B+C2)	Number of Voting Rights held in each class of securities (IX)				No of shares Underlying outstanding convertible securities (including Warrants) (X)	Shareholding as a % assuming full conversion of convertible securities (as a percentage of diluted share capital) (XI)=(VII)+(X) As a % of (A+B+C2)	Number of Locked in shares (XII)		Number of shares pledged or otherwise encumbered (XIII)		Number of equity shares held in dematerialized form (XIV)
								No of Voting Rights			Total as a % of (A+B+C)			No. (a)	As a % of total shares held (b)	No. (a)	As a % of total shares held (b)	
								Class eg:x	Class eg:y	Total								
(A)	Promoter & Promoter group	19	32015995	0	0	32015995	44.0462	32015995	0	32015995	44.0462	0	44.0462	0	0.0000	14540988	45.4179	32015995
(B)	Public	51283	40671265	0	0	40671265	55.9538	40671265	0	40671265	55.9538	0	55.9538	0	0.0000	NA		39655115
(C)	Non Promoter - Non Public															NA		
(C1)	Shares underlying DRs						NA									NA		
(C2)	Shares held by Employee Trusts															NA		
	Total	51302	72687260	0	0	72687260	100.0000	72687260	0	72687260	100.0000	0	100.0000	0				71671110




(1)	Category & Name of the Shareholders (I)	PAN	(II)	Nos. of shareholders (III)	No. of fully paid up equity shares held (IV)	Partly paid-up equity shares held (V)	Nos. of shares underlying Depository Receipts (VI)	Total nos. shares held (VII)=(IV)+(V)+(VI)	Shareholding % calculated as per SCRR, 1957) As a % of (A+B+C2) (VIII)	Number of Voting Rights held in each class of securities (IX)			No of shares underlying outstanding convertible securities (including Warrants) (X)	Shareholding as a % assuming full conversion of convertible securities (as a percentage of diluted share capital) (XI)=(VII)+(X) As a % of A+B+C2)	Number of Locked in shares (XII)		Number of shares pledged or otherwise encumbered (XIII)		Number of equity shares held in dematerialized form (XIV)	
										Class	x	y			Total	No. (a)	As a % of total shares held (b)	No. (a)		As a % of total shares held (b)
(a)	Indian																			
	Individuals/Hindu undivided Family			7	853458	0	0	853458	1.1742	853458	0	853458	1.1742	0	1.1742	0	0.0000	0	0.0000	853458
	YASHODHARA KHAITAN	AFDPK0951J		1	235945	0	0	235945	0.3246	235945	0	235945	0.3246	0	0.3246	0	0.0000	0	0.0000	235945
	ADITYA KHAITAN	AFDPK0968D		1	232266	0	0	232266	0.3195	232266	0	232266	0.3195	0	0.3195	0	0.0000	0	0.0000	232266
	AMRITANSHU KHAITAN	AJFPK2122H		1	165000	0	0	165000	0.2270	165000	0	165000	0.2270	0	0.2270	0	0.0000	0	0.0000	165000
	VANYA KHAITAN	DMCPK6767F		1	164650	0	0	164650	0.2265	164650	0	164650	0.2265	0	0.2265	0	0.0000	0	0.0000	164650
	B M KHAITAN	AGEPK6970B		1	35897	0	0	35897	0.0494	35897	0	35897	0.0494	0	0.0494	0	0.0000	0	0.0000	35897
	ISHA KHAITAN	ALSPK2923P		1	17500	0	0	17500	0.0241	17500	0	17500	0.0241	0	0.0241	0	0.0000	0	0.0000	17500
	KAVITA KHAITAN	AFTPK1514P		1	2200	0	0	2200	0.0030	2200	0	2200	0.0030	0	0.0030	0	0.0000	0	0.0000	2200
(b)	Central Government/State Government(s)																			
(c)	Financial Institutions/Banks																			
(d)	Any Other (specify)																			
	Bodies Corporate			12	31162537	0	0	31162537	42.8721	31162537	0	31162537	42.8721	0	42.8721	0	0.0000	14540988	46.6618	31162537
	WILLIAMSON MAGOR & CO LIMITED	AAACW2369P		1	17007841	0	0	17007841	23.3987	17007841	0	17007841	23.3987	0	23.3987	0	0.0000	7800000	45.8612	17007841
	Williamson Financial Services Limited	AAACW4504A		1	6370988	0	0	6370988	8.7649	6370988	0	6370988	8.7649	0	8.7649	0	0.0000	2460988	38.6280	6370988
	Bishnauth Investments Limited	AABCM7767N		1	4148246	0	0	4148246	5.7070	4148246	0	4148246	5.7070	0	5.7070	0	0.0000	3300000	79.5517	4148246
	Mcleod Russel India Ltd	AAACE6918J		1	1663289	0	0	1663289	2.2883	1663289	0	1663289	2.2883	0	2.2883	0	0.0000	0	0.0000	1663289
	BABCOCK BORSIG LIMITED	AABCD4477A		1	987484	0	0	987484	1.3585	987484	0	987484	1.3585	0	1.3585	0	0.0000	980000	99.2421	987484
	BENNETT, COLEMAN AND COMPANY LIMITED	AAACB4373Q		1	307400	0	0	307400	0.4229	307400	0	307400	0.4229	0	0.4229	0	0.0000	0	0.0000	307400
	KILBURN ENGINEERING LIMITED	AABCK3421H		1	271337	0	0	271337	0.3733	271337	0	271337	0.3733	0	0.3733	0	0.0000	0	0.0000	271337
	ICHAMATI INVESTMENTS LTD	AAACI5431J		1	171113	0	0	171113	0.2354	171113	0	171113	0.2354	0	0.2354	0	0.0000	0	0.0000	171113
	UNITED MACHINE CO LTD	AAACU3228P		1	116443	0	0	116443	0.1602	116443	0	116443	0.1602	0	0.1602	0	0.0000	0	0.0000	116443
	ZEN INDUSTRIAL SERVICES LIMITED	AAACZ1829R		1	85366	0	0	85366	0.1174	85366	0	85366	0.1174	0	0.1174	0	0.0000	0	0.0000	85366
	NITYA HOLDINGS & PROPERTIES LTD	AABCN1002B		1	30000	0	0	30000	0.0413	30000	0	30000	0.0413	0	0.0413	0	0.0000	0	0.0000	30000
	DUFFLAGHUR INVESTMENTS LIMITED	AAACD9587C		1	3030	0	0	3030	0.0042	3030	0	3030	0.0042	0	0.0042	0	0.0000	0	0.0000	3030
	Sub Total			19	32015995	0	0	32015995	44.0462	32015995	0	32015995	44.0462	0	44.0462	0	0.0000	14540988	45.4179	32015995
(2)	Foreign																			
(a)	Individuals (Non-Resident Individuals/Foreign Individuals)																			



Category & Name of the Shareholders (I)	PAN (II)	Nos. of shareholders (III)	No. of fully paid up equity shares held (IV)	Partly paid-up equity shares held (V)	Nos. of shares underlying Depository Receipts (VI)	Total nos. shares held (VII)=(IV)+(V)+(VI)	Shareholding % calculated as per SCRR, 1957) As a % of (A+B+C2) (VIII)	Number of Voting Rights held in each class of securities (IX)			No of shares Underlying outstanding convertible securities (including Warrants) (X)	Shareholding as a % assuming full conversion of convertible securities (as a percentage of diluted share capital) (XI)=(VII)+(X) As a % of A+B+C2)	Number of Locked in shares (XII)		Number of shares pledged or otherwise encumbered (XIII)		Number of equity shares held in dematerialized form (XIV)		
								No of Voting Rights					Total as a % of Total Voting rights	No. (a)	As a % of total shares held (b)	No. (a)		As a % of total shares held (b)	
								Class x	Class y	Total									
(b) Government																			
(c) Institutions																			
(d) Foreign Portfolio Investor																			
(e) Any Other (specify)																			
Sub Total			0	0	0	0	0.0000	0	0	0	0.0000	0	0.0000	0	0.0000	0	0.0000	0	
Total Shareholding of Promoter and Promoter Group (A)=(A)(1)+(A)(2)			19	32015995	0	0	32015995	44.0462	32015995	0	32015995	44.0462	0	44.0462	0	0.0000	14540988	45.4179	32015995
<p>**Bennett, Coleman and Company Ltd.(BCCL) has vide their letter dated 28th December, 2015, requested the Company to reclassify their shareholding of 307,400 equity shares aggregating to 0.42% of the paid up capital of the Company, from the Promoter and Promoter Group of the Company and to include the same in the 'Public' shareholding. Accordingly, the Company has vide its Board Resolution passed by Circulation dated 30th December, 2015 agreed to reclassify the said shareholding of BCCL in the Company. The Company has vide their letter dated 30th December, 2015 submitted the said letter of BCCL to BSE Limited, National Stock Exchange of India Limited and Calcutta Stock Exchange Limited ("Stock Exchanges") and requested the Stock Exchanges to take on record the said reclassification as required under Regulation 31A of the Securities and Exchange Board of India (Listing Obligations and Disclosure Requirements) Regulations, 2015. In furtherance to the abovementioned letter, the company had filed an Application for Reclassification on August 9, 2016 before all the Stock Exchanges. The Company has received approval letter for Reclassification of the said shares from BSE Limited via its letter dated August 19, 2016 and is awaiting for the approval of National stock Exchange Limited and The Calcutta Stock Exchange Limited.</p>																			



(1)	Category & Name of the Shareholders (I)	PAN (II)	Nos. of shareholders (III)	No. of fully paid up equity shares held (IV)	Partly paid-up equity shares held (V)	Nos. of shares underlying Depository Receipts (VI)	Total nos. shares held (VII)=(IV)+(V)+(VI)	Shareholding % calculated as per SCRR, 1957) As a % of (A+B+C2) (VIII)	Number of Voting Rights held in each class of securities (IX)			No of shares Underlying outstanding convertible securities (including Warrants) (X)	Shareholding as a % assuming full conversion of convertible securities (as a percentage of diluted share capital) (XI)=(VII)+(X) As a % of A+B+C2)	Number of Locked in shares (XII)		Number of shares pledged or otherwise encumbered (XIII)		Number of equity shares held in dematerialized form (XIV)
									No of Voting Rights					As a % of total shares held (b)	No. (Not applicable) (a)	As a % of total shares held (Not applicable) (b)		
									Class x	Class y	Total							
(a)	Mutual Funds / UTI		8	9173725	0	0	9173725	12.6208	9173725	0	9173725	12.6208	0	0.0000	NA		9173725	
	DSP BLACKROCK SMALL CAP FUND	AAAJD0430B	1	4632608	0	0	4632608	6.3733	4632608	0	4632608	6.3733	0	0.0000	NA		4632608	
	KOTAK EMERGING EQUITY SCHEME	AAATK4475F	2	2016588	0	0	2016588	2.7743	2016588	0	2016588	2.7743	0	0.0000	NA		2016588	
	FRANKLIN TEMPLETON MUTUAL FUND A/C TEMPLETON INDIA VALUE FUND	AAATT4931H	2	1070454	0	0	1070454	1.4727	1070454	0	1070454	1.4727	0	0.0000	NA		1070454	
	SBI MAGNUM GLOBAL FUND	AABTS6407Q	2	887956	0	0	887956	1.2216	887956	0	887956	1.2216	0	0.0000	NA		887956	
(b)	Venture Capital Funds																	
(c)	Alternate Investment Funds		8	3218917	0	0	3218917	4.4284	3218917	0	3218917	4.4284	0	0.0000	NA		3218917	
	Motilal Oswal Focused Emergence Fund	AAFTM3030P	1	1000000	0	0	1000000	1.3758	1000000	0	1000000	1.3758	0	0.0000	NA		1000000	
	DSP BLACKROCK CORE FUND	AACTD4917H	1	860654	0	0	860654	1.1841	860654	0	860654	1.1841	0	0.0000	NA		860654	
(d)	Foreign Venture Capital Investors																	
(e)	Foreign Portfolio Investors		61	10948436	0	0	10948436	15.0624	10948436	0	10948436	15.0624	0	0.0000	NA		10948436	
	FRANKLIN TEMPLETON INVESTMENT FUNDS	AABCT5310J	1	4209258	0	0	4209258	5.7909	4209258	0	4209258	5.7909	0	0.0000	NA		4209258	
	AMANSA HOLDINGS PRIVATE LIMITED	AAKCA7237L	1	2796887	0	0	2796887	3.8478	2796887	0	2796887	3.8478	0	0.0000	NA		2796887	
	MALABAR INDIA FUND LIMITED	AAFCM6589C	1	926095	0	0	926095	1.2741	926095	0	926095	1.2741	0	0.0000	NA		926095	
(f)	Financial Institutions / Banks		54	409666	0	0	409666	0.5636	409666	0	409666	0.5636	0	0.0000	NA		383009	
(g)	Insurance Companies		2	1244816	0	0	1244816	1.7126	1244816	0	1244816	1.7126	0	0.0000	NA		1244816	
(h)	Provident Funds / Pension Funds																	
(i)	Any Other (specify)																	
	Foreign Institutional Investors		1	100726	0	0	100726	0.1386	100726	0	100726	0.1386	0	0.0000	NA		100726	
	Sub Total		134	25096286	0	0	25096286	34.5264	25096286	0	25096286	34.5264	0	0.0000	NA		25096286	
(2)	Central Government / State Government(s) / President of India		2	277	0	0	277	0.0004	277	0	277	0.0004	0	0.0000	NA		0	
(3)	Non-Institutions																	
(a)	Individuals-																	



EVEREADY INDUSTRIES INDIA LTD																		
Table III - Statement Showing shareholding pattern of the Public shareholder as on 30/06/2018																		
Category & Name of the Shareholders (I)	PAN (II)	Nos. of shareholders (III)	No. of fully paid up equity shares held (IV)	Partly paid up equity shares held (V)	Nos. of shares underlying Depository Receipts (VI)	Total nos. shares held (VII)=(IV)+(V)+(VI)	Shareholding % calculated as per SCRR, 1957) As a % of (A+B+C2) (VIII)	Number of Voting Rights held in each class of securities (IX)			Total as a % of Total Voting rights	No of shares Underlying outstanding convertible securities (including Warrants) (X)	Shareholding as a % assuming full conversion of convertible securities (as a percentage of diluted share capital) (XI)=(VII)+(X) As a % of A+B+C2)	Number of Locked in shares (XII)		Number of shares pledged or otherwise encumbered (XIII)		Number of equity shares held in dematerialized form (XIV)
								No of Voting Rights						No. (a)	As a % of total shares held (b)	No. (Not applicable) (a)	As a % of total shares held (Not applicable) (b)	
								Class x	Class y	Total								
i. Individual shareholders holding nominal share capital upto Rs.2 lakhs		49431	10114109	0	0	10114109	13.9146	10114109	0	10114109	13.9146	0	13.9146	0	0.0000	NA		9287454
ii. Individual shareholders holding nominal share capital in excess of Rs.2 lakhs		8	931069	0	0	931069	1.2809	931069	0	931069	1.2809	0	1.2809	0	0.0000	NA		931069
(b) NBFCs registered with RBI		11	153565	0	0	153565	0.2113	153565	0	153565	0.2113	0	0.2113	0	0.0000	NA		153565
(c) Employee Trusts																		
(d) Overseas Depositories (holding DRs) (balancing figure)																		
(e) Any Other (specify)																		
Investor Education and Protection Fund Authority		1	600971	0	0	600971	0.8268	600971	0	600971	0.8268	0	0.8268	0	0.0000	NA		600971
Bodies Corporate		578	2680570	0	0	2680570	3.6878	2680570	0	2680570	3.6878	0	3.6878	0	0.0000	NA		2628444
Clearing Member		112	206354	0	0	206354	0.2839	206354	0	206354	0.2839	0	0.2839	0	0.0000	NA		206354
Non Resident Individual		991	824348	0	0	824348	1.1341	824348	0	824348	1.1341	0	1.1341	0	0.0000	NA		713913
Unclaimed Suspense Account		1	35514	0	0	35514	0.0489	35514	0	35514	0.0489	0	0.0489	0	0.0000	NA		35514
Trusts		11	23570	0	0	23570	0.0324	23570	0	23570	0.0324	0	0.0324	0	0.0000	NA		23570
Foreign National		3	4632	0	0	4632	0.0064	4632	0	4632	0.0064	0	0.0064	0	0.0000	NA		4632
Sub Total		51147	15574702	0	0	15574702	21.4270	15574702	0	15574702	21.4270	0	21.4270	0	0.0000	NA		14585486
Total Public Shareholding (B)=(B)(1)+(B)(2)+(B)(3)		51283	40671265	0	0	40671265	55.9538	40671265	0	40671265	55.9538	0	55.9538	0	0.0000	NA		39655115



EVEREADY INDUSTRIES INDIA LTD																		
Table Iv - Statement Showing shareholding pattern of the Non Promoter - Non Public shareholder as on 30/06/2018																		
Category & Name of the Shareholders (I)	PAN (II)	No of shareholders (III)	No. of fully paid up equity shares held (IV)	Partly paid-up equity shares held (V)	Nos. of shares underlying Depository Receipts (VI)	Total nos. shares held (VII)=(IV) + (V)+(VI)	Shareholding % calculate d as per SCRR, 1957) As a % of (A+B+C2) (VIII)	Number of Voting Rights held in each class of securities (IX)			Total as a % of Total Voting rights	No of shares Underlying outstanding convertible securities (including Warrants) (X)	Total Shareholding as a % assuming full conversion of convertible securities (as a percentage of diluted share capital) (XI)=(VII)+(X) As a % of A+B+C2)	Number of Locked in shares (XII)		Number of shares pledged or otherwise encumbered (XIII)		Number of equity shares held in dematerialized form (XIV)
								No of Voting Rights						No. (a)	As a % of total shares held (b)	No. (Not applicable) (a)	As a % of total shares held (b)	
								Class x	Class y	Total								
(1) Custodian / DR Holder																		
(2) Employee Benefit Trust (under SEBI (Share based Employee Benefit) Regulations, 2014)																		
Total Non Promoter - Non Public Shareholding (C)=(C)(1)+(C)(2)			0	0	0	0	0.0000	0	0	0	0.0000	0	0.0000	0	0.0000	NA	NA	0



EVEREADY INDUSTRIES INDIA LTD				
Distribution Schedule as on 30/06/2018				
Share Holding	No of Holders	% age	No of Shares	% age
Upto 50	22990	44.8131	432460	0.5950
51 to 100	9149	17.8336	781329	1.0749
101 to 150	3203	6.2434	416646	0.5732
151 to 250	4685	9.1322	981759	1.3507
251 to 500	7283	14.1963	2509340	3.4522
501 to 5000	3685	7.1830	4494297	6.1831
Above 5000	307	0.5984	63071429	86.7710
Grand Total	51302	100.0000	72687260	100.0000
Distribution Schedule as on 30/06/2018				
Share Holding	No of Holders	% age	No of Shares	% age
Upto 500	47310	92.2186	5121534	7.0460
501 to 1000	2290	4.4638	1689529	2.3244
1001 to 2000	921	1.7953	1324289	1.8219
2001 to 3000	287	0.5594	725484	0.9981
3001 to 4000	110	0.2144	394897	0.5433
4001 to 5000	77	0.1501	360098	0.4954
5001 to 10000	141	0.2748	1027014	1.4129
Above 10000	166	0.3236	62044415	85.3580
Grand Total	51302	100.0000	72687260	100.0000
Distribution Schedule as on 30/06/2018				
Notional Value of (Rs.)	No of Holders	% age	Amount (Rs.)	% age
Upto 5000	49600	96.6824	34055315	9.3704
5001 to 10000	921	1.7953	6621445	1.8219
10001 to 20000	397	0.7738	5601905	1.5414
20001 to 30000	123	0.2398	3086825	0.8493
30001 to 40000	49	0.0955	1707985	0.4700
40001 to 50000	46	0.0897	2140750	0.5890
50001 to 100000	52	0.1014	3665415	1.0085
Above 100000	114	0.2222	306556660	84.3495
Grand Total	51302	100.0000	363436300	100.0000



EVEREADY INDUSTRIES INDIA LTD		
Shareholding Summary as on 30/06/2018		
As per Folio/Client Id		
Form	No of Records	No of Shares
PHYSICAL	8837	1016150
NSDL	25107	66578729
CDSL	18821	5092381
TOTAL	52765	72687260

