

**EVEREADY** 

**INDUSTRIES INDIA LTD.**

1, MIDDLETON STREET, KOLKATA - 700 071

PHONE : 2288-2147, 2288-3950

FAX : (033) 2288-4059

E-mail : [contactus@eveready.co.in](mailto:contactus@eveready.co.in)

Website : [www.evereadyindia.com](http://www.evereadyindia.com)

October 10, 2018

BSE Limited  
P.J. Towers,  
Dalal Street, Fort  
Mumbai - 400 001

The National Stock Exchange  
of India Ltd  
Exchange Plaza, C-1,  
Block – G,  
Bandra Kurla Complex  
Bandra (East)  
Mumbai - 400 051

The Calcutta Stock Exchange Limited  
7, Lyons Range  
Kolkata- 700001

**Subject: SHAREHOLDING PATTERN**

Dear Sirs,

Please find enclosed the Shareholding Pattern of the Company for the quarter ended September 30, 2018.

Kindly acknowledge receipt.

Very truly yours,  
**EVEREADY INDUSTRIES INDIA LTD.**

*Kanchan P. Jainwal*  
For (T. PUNWANI)  
VICE PRESIDENT – LEGAL  
& COMPANY SECRETARY

ENCL. AS ABOVE

**Format of holding of specified securities**

1. Name of Listed Entity: EVEREADY INDUSTRIES INDIA LTD (CIN:L31402WB1934PLC007993)
2. Scrip Code 531508 Name of Scrip -, - Class of Security Equity
3. Share Holding Pattern Filed under : Reg. 31(1)(a)/Reg. 31(1)(b)/Reg. 31(1)(c )
  - a. If under 31 (1)(b) then indicate the report for Quarter ending: 30/09/2018
  - b. If under 31(1)(c ) then indicate date of allotment/extinguishment

4. **Declaration** : The Listed entity is required to submit the following declaration to the extent of submission of information:-

	Particulars	Yes*	No*
1	Whether the Listed Entity has issued any partly paid up shares?		No
2	Whether the Listed Entity has issued any Convertible Securities or Warrants?		No
3	Whether the Listed Entity has any shares against which depository receipts are issued?		No
4	Whether the Listed Entity has any shares in Locked-in?		No
5	Whether any shares held by promoters are pledge or otherwise encumbered?	Yes	

\* If the Listed Entity selects the option 'No' for the questions above, the column for the partly paid up shares, Outstanding Convertible Securities/Warrants, depository receipts, locked-in shares, No of shares pledged or otherwise encumbered by promoters, as applicable, shall not be displayed at the time of dissemination on the Stock Exchange website. Also wherever there is 'No' declared by Listed Entity in above table the values will be considered as 'Zero' by default on submission of the format of holding of specified securities.

5. The tabular format for disclosure of holding of specified securities is as follows:-




Table I - Summary Statement holding of specified securities as on 30/09/2018

Category (I)	Category of shareholder (II)	Nos. of shareholders (III)	No. of fully paid up equity shares held (IV)	No. of Partly paid-up equity shares held (V)	No. of shares underlying Depository Receipts (VI)	Total nos. shares held (VII)=(IV)+(V)+(VI)	Shareholding as a % of total no. of shares (calculated as per SCRR, 1957) As a % of (A+B+C2) (VIII)	Number of Voting Rights held in each class of securities (IX)				No of shares Underlying outstanding convertible securities (including Warrants) (X)	Shareholding as a % assuming full conversion of convertible securities (as a percentage of diluted share capital) (XI)=(VII)+(X) As a % of (A+B+C2)	Number of Locked in shares (XII)		Number of shares pledged or otherwise encumbered (XIII)		Number of equity shares held in dematerialized form (XIV)
								No of Voting Rights			Total as a % of (A+B+C)			No. (a)	As a % of total shares held (b)	No. (a)	As a % of total shares held (b)	
								Class eg:x	Class eg:y	Total								
(A)	Promoter & Promoter group	19	32235995	0	0	32235995	44.3489	32235995	0	32235995	44.3489	0	44.3489	0	0.0000	14540988	45.1079	32235995
(B)	Public	51177	40451265	0	0	40451265	55.6511	40451265	0	40451265	55.6511	0	55.6511	0	0.0000	NA		39449271
(C)	Non Promoter - Non Public															NA		
(C1)	Shares underlying DRs						NA									NA		
(C2)	Shares held by Employee Trusts															NA		
	Total	51196	72687260	0	0	72687260	100.0000	72687260	0	72687260	100.0000	0	100.0000	0				71685266






Table II - Statement Showing shareholding pattern of the Promoter and Promoter Group as on 30/09/2018

(1)	Category & Name of the Shareholders (I)	PAN	(II)	Nos. of shareholders (III)	No. of fully paid up equity shares held (IV)	Partly paid-up equity shares held (V)	Nos. of shares underlying Depository Receipts (VI)	Total nos. shares held (VII)=(IV)+(V)+(VI)	Shareholding % calculated as per SCRR, 1957) As a % of (A+B+C2) (VIII)	Number of Voting Rights held in each class of securities (IX)				No of shares Underlying outstanding convertible securities (including Warrants) (X)	Shareholding as a % assuming full conversion of convertible securities (as a percentage of diluted share capital) (XI)=(VII)+(X) As a % of A+B+C2)	Number of Locked in shares (XII)		Number of shares pledged or otherwise encumbered (XIII)		Number of equity shares held in dematerialized form (XIV)
										Class x	Class y	Total	Total as a % of Total			No. (a)	As a % of total shares held (b)	No. (a)	As a % of total shares	
(a)	Indian Individuals/Hindu undivided Family			7	853458	0	0	853458	1.1742	853458	0	853458	1.1742	0	1.1742	0	0.0000	0	0.0000	853458
	YASHODHARA KHAITAN	AFDPK0951J		1	235945	0	0	235945	0.3246	235945	0	235945	0.3246	0	0.3246	0	0.0000	0	0.0000	235945
	ADITYA KHAITAN	AFDPK0968D		1	232266	0	0	232266	0.3195	232266	0	232266	0.3195	0	0.3195	0	0.0000	0	0.0000	232266
	AMRITANSHU KHAITAN	AJFPK2122H		1	165000	0	0	165000	0.2270	165000	0	165000	0.2270	0	0.2270	0	0.0000	0	0.0000	165000
	VANYA KHAITAN	DMCPK6767F		1	164650	0	0	164650	0.2265	164650	0	164650	0.2265	0	0.2265	0	0.0000	0	0.0000	164650
	B M KHAITAN	AGEPK6970B		1	35897	0	0	35897	0.0494	35897	0	35897	0.0494	0	0.0494	0	0.0000	0	0.0000	35897
	ISHA KHAITAN	ALSPK2923P		1	17500	0	0	17500	0.0241	17500	0	17500	0.0241	0	0.0241	0	0.0000	0	0.0000	17500
	KAVITA KHAITAN	AFTPK1514P		1	2200	0	0	2200	0.0030	2200	0	2200	0.0030	0	0.0030	0	0.0000	0	0.0000	2200
(b)	Central Government/State Government(s)																			
(c)	Financial Institutions/Banks																			
(d)	Any Other (specify)																			
	Bodies Corporate			12	31382537	0	0	31382537	43.1747	31382537	0	31382537	43.1747	0	43.1747	0	0.0000	14540988	46.3346	31382537
	WILLIAMSON MAGOR & CO LIMITED	AAACW2369P		1	17207841	0	0	17207841	23.6738	17207841	0	17207841	23.6738	0	23.6738	0	0.0000	7800000	45.3282	17207841
	Williamson Financial Services Limited	AAACW4504A		1	6390988	0	0	6390988	8.7924	6390988	0	6390988	8.7924	0	8.7924	0	0.0000	2460988	38.5072	6390988
	Bishnauth Investments Limited	AABCM7767N		1	4148246	0	0	4148246	5.7070	4148246	0	4148246	5.7070	0	5.7070	0	0.0000	3300000	79.5517	4148246
	Mcleod Russel India Ltd	AAACE6918J		1	1663289	0	0	1663289	2.2883	1663289	0	1663289	2.2883	0	2.2883	0	0.0000	0	0.0000	1663289
	BABCOCK BORSIG LIMITED	AABCD4477A		1	987484	0	0	987484	1.3585	987484	0	987484	1.3585	0	1.3585	0	0.0000	980000	99.2421	987484
	BENNETT, COLEMAN AND COMPANY LIMITED	AAACS4373Q		1	307400	0	0	307400	0.4229	307400	0	307400	0.4229	0	0.4229	0	0.0000	0	0.0000	307400
	KILBURN ENGINEERING LIMITED	AABCK3421H		1	271337	0	0	271337	0.3733	271337	0	271337	0.3733	0	0.3733	0	0.0000	0	0.0000	271337
	ICHAMATI INVESTMENTS LTD	AAACI5431J		1	171113	0	0	171113	0.2354	171113	0	171113	0.2354	0	0.2354	0	0.0000	0	0.0000	171113
	UNITED MACHINE CO LTD	AAACU3228P		1	116443	0	0	116443	0.1602	116443	0	116443	0.1602	0	0.1602	0	0.0000	0	0.0000	116443
	ZEN INDUSTRIAL SERVICES LIMITED	AAACZ1829R		1	85366	0	0	85366	0.1174	85366	0	85366	0.1174	0	0.1174	0	0.0000	0	0.0000	85366
	NITYA HOLDINGS & PROPERTIES LTD	AABCN1002B		1	30000	0	0	30000	0.0413	30000	0	30000	0.0413	0	0.0413	0	0.0000	0	0.0000	30000
	DUFFLAGHUR INVESTMENTS LIMITED	AAACD9587C		1	3030	0	0	3030	0.0042	3030	0	3030	0.0042	0	0.0042	0	0.0000	0	0.0000	3030
	Sub Total			19	32235995	0	0	32235995	44.3489	32235995	0	32235995	44.3489	0	44.3489	0	0.0000	14540988	45.1079	32235995
(2)	Foreign Individuals (Non-Resident Individuals/Foreign Individuals)																			
(a)	Government																			
(b)	Institutions																			
(c)	Foreign Portfolio Investor																			
(d)	Any Other (specify)																			
(e)	Sub Total			0	0	0	0	0	0.0000	0	0	0	0.0000	0	0.0000	0	0.0000	0	0.0000	0




Table II - Statement Showing shareholding pattern of the Promoter and Promoter Group as on 30/09/2018

Category & Name of the Shareholders (I)	PAN (II)	Nos. of shareholders (III)	No. of fully paid up equity shares held (IV)	Partly paid-up equity shares held (V)	Nos. of shares underlying Depository Receipts (VI)	Total nos. shares held (VII)=(IV)+(V)+(VI)	Shareholding % calculated as per SCRR, 1957) As a % of (A+B+C2) (VIII)	Number of Voting Rights held in each class of securities (IX)				No of shares Underlying outstanding convertible securities (including Warrants) (X)	Shareholding as a % assuming full conversion of convertible securities (as a percentage of diluted share capital) (XI)=(VII)+(X) As a % of A+B+C2)	Number of Locked in shares (XII)		Number of shares pledged or otherwise encumbered (XIII)		Number of equity shares held in dematerialized form (XIV)
								Class x	Class y	Total	Total as a % of Total			No. (a)	As a % of total shares held (b)	No. (a)	As a % of total shares	
Total Shareholding of Promoter and Promoter Group (A)=(A)(1)+(A)(2)		19	32235995	0	0	32235995	44.3489	32235995	0	32235995	44.3489	0	44.3489	0	0.0000	14540988	45.1079	32235995

\*\*Bennett, Coleman and Company Ltd.(BCCL) has vide their letter dated 28th December, 2015, requested the Company to reclassify their shareholding of 307,400 equity shares aggregating to 0.42% of the paid up capital of the Company, from the Promoter and Promoter Group of the Company and to include the same in the 'Public' shareholding. Accordingly, the Company has vide its Board Resolution passed by Circulation dated 30th December, 2015 agreed to reclassify the said shareholding of BCCL in the Company. The Company has vide their letter dated 30th December, 2015 submitted the said letter of BCCL to BSE Limited, National Stock Exchange of India Limited and Calcutta Stock Exchange Limited ("Stock Exchanges") and requested the Stock Exchanges to take on record the said reclassification as required under Regulation 31A of the Securities and Exchange Board of India (Listing Obligations and Disclosure Requirements) Regulations, 2015. In furtherance to the abovementioned letter, the company had filed an Application for Reclassification on August 9, 2016 before all the Stock Exchanges. The Company has received approval letter for Reclassification of the said shares from BSE Limited via its letter dated August 19, 2016 and is awaiting for the approval of National stock Exchange Limited and The Calcutta Stock Exchange Limited.


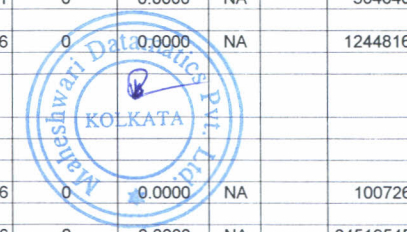




Table III - Statement Showing shareholding pattern of the Public shareholder as on 30/09/2018

(1)	Category & Name of the Shareholders (I)	PAN (II)	Nos. of shareholders (III)	No. of fully paid up equity shares held (IV)	Partly paid up equity shares held (V)	Nos. of shares underlying Depository Receipts (VI)	Total nos. shares held (VII)=(IV)+(V)+(VI)	Shareholding % calculate as per SCRR, 1957) As a % of (A+B+C2) (VIII)	Number of Voting Rights held in each class of securities (IX)			No of shares Underlying outstanding convertible securities (including Warrants) (X)	Shareholding as a % assuming full conversion of convertible securities (as a percentage of diluted share capital) (XI)=(VII)+(X) As a % of A+B+C2)	Number of Locked in shares (XII)		Number of shares pledged or otherwise encumbered (XIII)		Number of equity shares held in dematerialized form (XIV)
									No of Voting Rights					As a % of total shares held (b)	No. (Not applicable) (a)	As a % of total shares held (Not applicable) (b)		
									Class x	Class y	Total							
(a)	Institutions		6	8589339	0	0	8589339	11.8168	8589339	0	8589339	11.8168	0	0.0000	NA		8589339	
(a)	Mutual Funds / UTI																	
	DSP BLACKROCK SMALL CAP FUND	AAAJD0430B	1	4632608	0	0	4632608	6.3733	4632608	0	4632608	6.3733	0	6.3733	0	0.0000	NA	4632608
	KOTAK EMERGING EQUITY SCHEME	AAATK4475F	2	2209095	0	0	2209095	3.0392	2209095	0	2209095	3.0392	0	3.0392	0	0.0000	NA	2209095
	FRANKLIN TEMPLETON MUTUAL FUND A/C TEMPLETON INDIA VALUE FUND	AAATT4931H	2	1070454	0	0	1070454	1.4727	1070454	0	1070454	1.4727	0	1.4727	0	0.0000	NA	1070454
(b)	Venture Capital Funds																	
(c)	Alternate Investment Funds		8	3729842	0	0	3729842	5.1314	3729842	0	3729842	5.1314	0	5.1314	0	0.0000	NA	3729842
	Motilal Oswal Focused Emergence Fund	AAFTM3030P	1	1200000	0	0	1200000	1.6509	1200000	0	1200000	1.6509	0	1.6509	0	0.0000	NA	1200000
	DSP CORE FUND	AACTD4917H	1	1149254	0	0	1149254	1.5811	1149254	0	1149254	1.5811	0	1.5811	0	0.0000	NA	1149254
(d)	Foreign Venture Capital Investors																	
(e)	Foreign Portfolio Investors		55	10350782	0	0	10350782	14.2402	10350782	0	10350782	14.2402	0	14.2402	0	0.0000	NA	10350782
	FRANKLIN TEMPLETON INVESTMENT FUNDS	AABCT5310J	1	4209258	0	0	4209258	5.7909	4209258	0	4209258	5.7909	0	5.7909	0	0.0000	NA	4209258
	AMANSA HOLDINGS PRIVATE LIMITED	AAKCA7237L	1	2796887	0	0	2796887	3.8478	2796887	0	2796887	3.8478	0	3.8478	0	0.0000	NA	2796887
	MALABAR INDIA FUND LIMITED	AAFCM6589C	1	926095	0	0	926095	1.2741	926095	0	926095	1.2741	0	1.2741	0	0.0000	NA	926095
(f)	Financial Institutions / Banks		53	530697	0	0	530697	0.7301	530697	0	530697	0.7301	0	0.7301	0	0.0000	NA	504040
(g)	Insurance Companies		2	1244816	0	0	1244816	1.7126	1244816	0	1244816	1.7126	0	1.7126	0	0.0000	NA	1244816
(h)	Provident Funds / Pension Funds																	
(i)	Any Other (specify)																	
	Foreign Institutional Investors		1	100726	0	0	100726	0.1386	100726	0	100726	0.1386	0	0.1386	0	0.0000	NA	100726
	Sub Total		125	24546202	0	0	24546202	33.7696	24546202	0	24546202	33.7696	0	33.7696	0	0.0000	NA	24519545
(2)	Central Government / State Government(s) / President of India		3	477	0	0	477	0.0007	477	0	477	0.0007	0	0.0007	0	0.0000	NA	200
(3)	Non-Institutions																	
(a)	Individuals-																	



## EVEREADY INDUSTRIES INDIA LTD

Table III - Statement Showing shareholding pattern of the Public shareholder as on 30/09/2018

Category & Name of the Shareholders (I)	PAN (II)	Nos. of shareholders (III)	No. of fully paid up equity shares held (IV)	Partly paid-up equity shares held (V)	Nos. of shares underlying Depository Receipts (VI)	Total nos. shares held (VII)=(IV)+(V)+(VI)	Shareholding % calculated as per SCRR, 1957) As a % of (A+B+C2) (VIII)	Number of Voting Rights held in each class of securities (IX)			No of shares Underlying outstanding convertible securities (including Warrants) (X)	Shareholding as a % assuming full conversion of convertible securities (as a percentage of diluted share capital) (XI)=(VII)+(X) As a % of A+B+C2)	Number of Locked in shares (XII)		Number of shares pledged or otherwise encumbered (XIII)		Number of equity shares held in dematerialized form (XIV)	
								No of Voting Rights					Total as a % of Total Voting rights	No. (a)	As a % of total shares held (b)	No. (Not applicable) (a)		As a % of total shares held (Not applicable) (b)
								Class x	Class y	Total								
i. Individual shareholders holding nominal share capital upto Rs.2 lakhs		49297	9375100	0	0	9375100	12.8979	9375100	0	9375100	12.8979	0	12.8979	0	0.0000	NA		8562359
ii. Individual shareholders holding nominal share capital in excess of Rs.2 lakhs		12	1337596	0	0	1337596	1.8402	1337596	0	1337596	1.8402	0	1.8402	0	0.0000	NA		1337596
(b) NBFCs registered with RBI		11	143444	0	0	143444	0.1973	143444	0	143444	0.1973	0	0.1973	0	0.0000	NA		143444
(c) Employee Trusts																		
(d) Overseas Depositories (holding DRs) (balancing figure)																		
(e) Any Other (specify)																		
Investor Education and Protection Fund Authority		1	600971	0	0	600971	0.8268	600971	0	600971	0.8268	0	0.8268	0	0.0000	NA		600971
Bodies Corporate		564	3099002	0	0	3099002	4.2635	3099002	0	3099002	4.2635	0	4.2635	0	0.0000	NA		3047118
Clearing Member		120	475326	0	0	475326	0.6539	475326	0	475326	0.6539	0	0.6539	0	0.0000	NA		475326
Non Resident Individual		1030	816335	0	0	816335	1.1231	816335	0	816335	1.1231	0	1.1231	0	0.0000	NA		705900
Unclaimed Shares Account		1	33989	0	0	33989	0.0468	33989	0	33989	0.0468	0	0.0468	0	0.0000	NA		33989
Trusts		10	18191	0	0	18191	0.0250	18191	0	18191	0.0250	0	0.0250	0	0.0000	NA		18191
Foreign National		3	4632	0	0	4632	0.0064	4632	0	4632	0.0064	0	0.0064	0	0.0000	NA		4632
Sub Total		51049	15904586	0	0	15904586	21.8808	15904586	0	15904586	21.8808	0	21.8808	0	0.0000	NA		14829526
Total Public Shareholding (B)=(B)(1)+(B)(2)+(B)(3)		51177	40451265	0	0	40451265	55.6511	40451265	0	40451265	55.6511	0	55.6511	0	0.0000	NA		39449271






Table Iv - Statement Showing shareholding pattern of the Non Promoter - Non Public shareholder as on 30/09/2018

Category & Name of the Shareholders (I)	PAN (II)	No of shareholders (III)	No. of fully paid up equity shares held (IV)	Partly paid-up equity shares held (V)	Nos. of shares underlying Depository Receipts (VI)	Total nos. shares held (VII)=(IV) + (V)+(VI)	Shareholding % calculated as per SCRR, 1957) As a % of (A+B+C2) (VIII)	Number of Voting Rights held in each class of securities (IX)			No of shares Underlying outstanding convertible securities (including Warrants) (X)	Total Shareholding as a % assuming full conversion of convertible securities (as a percentage of diluted share capital) (XI)=(VII)+(X) As a % of A+B+C2)	Number of Locked in shares (XII)		Number of shares pledged or otherwise encumbered (XIII)		Number of equity shares held in dematerialized form (XIV)	
								No of Voting Rights					No. (a)	As a % of total shares held (b)	No. (a)	As a % of total shares held (b)		
								Class x	Class y	Total								
(1) Custodian / DR Holder																		
(2) Employee Benefit Trust (under SEBI (Share based Employee Benefit) Regulations, 2014)																		
Total Non Promoter - Non Public Shareholding (C)=(C)(1)+(C)(2)		0	0	0	0	0	0.0000	0	0	0	0.0000	0	0.0000	0	0.0000	NA	NA	0





EVEREADY INDUSTRIES INDIA LTD		
Shareholding Summary as on 30/09/2018		
As per Folio/Client Id		
Form	No of Records	No of Shares
PHYSICAL	8581	1001994
NSDL	25233	67249271
CDSL	18839	4435995
<b>TOTAL</b>	<b>52653</b>	<b>72687260</b>

