

Format of holding of specified securities


1. Name of Listed Entity: EVEREADY INDUSTRIES INDIA LTD (CIN:L31402WB1934PLC007993)
2. Scrip Code 531508 Name of Scrip -,- Class of Security Equity
3. Share Holding Pattern Filed under : Reg. 31(1)(a)/Reg. 31(1)(b)/Reg. 31(1)(c)
 - a. If under 31 (1)(b) then indicate the report for Quarter ending: 30/09/2021
 - b. If under 31(1)(c) then indicate date of allotment/extinguishment

4. **Declaration** : The Listed entity is required to submit the following declaration to the extent of submission of information:-

	Particulars	Yes*	No*
1	Whether the Listed Entity has issued any partly paid up shares?		No
2	Whether the Listed Entity has issued any Convertible Securities or Warrants?		No
3	Whether the Listed Entity has any shares against which depository receipts are issued?		No
4	Whether the Listed Entity has any shares in Locked-in?		No
5	Whether any shares held by promoters are pledge or otherwise encumbered?	Yes	

* If the Listed Entity selects the option 'No' for the questions above, the column for the partly paid up shares, Outstanding Convertible Securities/Warrants, depository receipts, locked-in shares, No of shares pledged or otherwise encumbered by promoters, as applicable, shall not be displayed at the time of dissemination on the Stock Exchange website. Also wherever there is 'No' declared by Listed Entity in above table the values will be considered as 'Zero' by default on submission of the format of holding of specified securities.

5. The tabular format for disclosure of holding of specified securities is as follows:-



EVEREADY INDUSTRIES INDIA LTD

Table I - Summary Statement holding of specified securities as on 30/09/2021

Category (I)	Category of shareholder (II)	Nos. of shareholders (III)	No. of fully paid up equity shares held (IV)	No. of Partly paid-up equity shares held (V)	No. of shares underlying Depository Receipts (VI)	Total nos. shares held (VII)=(IV)+(V)+(VI)	Shareholding as a % of total no. of shares (calculated as per SCRR, 1957) (VIII) As a % of (A+B+C2)	Number of Voting Rights held in each class of securities (IX)			No of shares Underlying outstanding convertible securities (including Warrants) (X)	Shareholding as a % assuming full conversion of convertible securities (as a percentage of diluted share capital) (XI)=(VII)+(X) As a % of (A+B+C2)	Number of Locked in shares (XII)		Number of shares pledged or otherwise encumbered (XIII)		Number of equity shares held in dematerialized form (XIV)	
								No of Voting Rights					Total as a % of (A+B+C)	No. (a)	As a % of total shares held (b)	No. (a)		As a % of total shares held (b)
								Class eg:x	Class eg:y	Total								
(A)	Promoter & Promoter group	21	3519111	0	0	3519111	4.8414	3519111	0	3519111	4.8414	0	4.8414	0	0.0000	4573	0.1299	3519111
(B)	Public	55206	69168149	0	0	69168149	95.1586	69168149	0	69168149	95.1586	0	95.1586	0	0.0000	NA		68525264
(C)	Non Promoter - Non Public															NA		
(C1)	Shares underlying DRs						NA									NA		
(C2)	Shares held by Employee Trusts															NA		
	Total	55227	72687260	0	0	72687260	100.0000	72687260	0	72687260	100.0000	0	100.0000	0		4573	0.0063	72044375



(1)	Category & Name of the Shareholders (I)	Entity type i.e. promoter OR promoter group entity (except promoter)	PAN (II)	Nos. of shareholders (III)	No. of fully paid up equity shares held (IV)	Partly paid-up equity shares held (V)	Nos. of shares underlying Depository Receipts (VI)	Total nos. shares held (VII)=(IV)+(V)+(VI)	Shareholding % calculated as per SCRR, 1957 As a % of (A+B+C2) (VIII)	Number of Voting Rights held in each class of securities (IX)			No of shares Underlying outstanding convertible securities (as a percentage of diluted share capital) (X)	Shareholding as a % assuming full conversion of convertible securities (as a percentage of diluted share capital) (XI)=(VII)+(X) As a % of A+B+C2)	Number of Locked in shares (XII)		Number of shares pledged or otherwise encumbered (XIII)		Number of equity shares held in dematerialized form (XIV)	
										Class x	No of Voting Rights				Total as a % of Total Voting rights	No. (a)	As a % of total shares held (b)	No. (a)		As a % of total shares held (b)
											Class y	Total								
(1)	Indian																			
(a)	Individuals/Hindu undivided Family			7	924571	0	0	924571	1.2720	924571	0	924571	1.2720	0	1.2720	0	0.0000	0	0.0000	924571
	YASHODHARA KHAITAN	Promoter	AFDPK0951J	1	294558	0	0	294558	0.4052	294558	0	294558	0.4052	0	0.4052	0	0.0000	0	0.0000	294558
	ADITYA KHAITAN	Promoter	AFDPK0968D	1	232266	0	0	232266	0.3195	232266	0	232266	0.3195	0	0.3195	0	0.0000	0	0.0000	232266
	AMRITANSHU KHAITAN	Promoter	AJFPK122H	1	165000	0	0	165000	0.2270	165000	0	165000	0.2270	0	0.2270	0	0.0000	0	0.0000	165000
	VANYA KHAITAN	Promoter	DMCPK6767F	1	164650	0	0	164650	0.2265	164650	0	164650	0.2265	0	0.2265	0	0.0000	0	0.0000	164650
	B M KHAITAN	Promoter	AGEPK6970B	1	35897	0	0	35897	0.0494	35897	0	35897	0.0494	0	0.0494	0	0.0000	0	0.0000	35897
	ISHA KHAITAN	Promoter	ALSPK2923P	1	30000	0	0	30000	0.0413	30000	0	30000	0.0413	0	0.0413	0	0.0000	0	0.0000	30000
	KAVITA KHAITAN	Promoter	AFTPK1514P	1	2200	0	0	2200	0.0030	2200	0	2200	0.0030	0	0.0030	0	0.0000	0	0.0000	2200
(b)	Central Government/State Government(s)													0	0.0000	0	0.0000	0	0.0000	0
(c)	Financial Institutions/Banks													0	0.0000	0	0.0000	0	0.0000	0
(d)	Any Other (specify)													0	0.0000	0	0.0000	0	0.0000	0
	Bodies Corporate			14	2594540	0	0	2594540	3.5695	2594540	0	2594540	3.5695	0	3.5695	0	0.0000	4573	0.1763	2594540
	Macleod Russel India Ltd	Promoter	AAACE6918J	1	1663289	0	0	1663289	2.2883	1663289	0	1663289	2.2883	0	2.2883	0	0.0000	0	0.0000	1663289
	BENNETT, COLEMAN AND COMPANY LIMITED*	Promoter	AAACB4373Q	1	307400	0	0	307400	0.4229	307400	0	307400	0.4229	0	0.4229	0	0.0000	0	0.0000	307400
	KILBURN ENGINEERING LIMITED	Promoter	AABCM421H	1	271337	0	0	271337	0.3733	271337	0	271337	0.3733	0	0.3733	0	0.0000	0	0.0000	271337
	VIVAYA ENTERPRISES PRIVATE LIMITED	Promoter Group Entity	AAICV0983G	1	150000	0	0	150000	0.2084	150000	0	150000	0.2084	0	0.2084	0	0.0000	0	0.0000	150000
	UNITED MACHINE CO. LTD.	Promoter	AAACU3228P	1	116443	0	0	116443	0.1602	116443	0	116443	0.1602	0	0.1602	0	0.0000	0	0.0000	116443
	NITYA HOLDINGS & PROPERTIES LTD	Promoter	AABCN1002B	1	30000	0	0	30000	0.0413	30000	0	30000	0.0413	0	0.0413	0	0.0000	0	0.0000	30000
	WILLIAMSON FINANCIAL SERVICES LIMITED	Promoter	AAACW4504A	1	20000	0	0	20000	0.0275	20000	0	20000	0.0275	0	0.0275	0	0.0000	0	0.0000	20000
	ZEN INDUSTRIAL SERVICES LIMITED	Promoter	AAACZ1829R	1	18366	0	0	18366	0.0253	18366	0	18366	0.0253	0	0.0253	0	0.0000	0	0.0000	18366
	BABCOCK BORSIG LIMITED	Promoter	AABCD4477A	1	7484	0	0	7484	0.0103	7484	0	7484	0.0103	0	0.0103	0	0.0000	0	0.0000	7484
	WILLIAMSON MAGOR & CO LIMITED	Promoter	AAACW2369P	1	7191	0	0	7191	0.0099	7191	0	7191	0.0099	0	0.0099	0	0.0000	4573	63.5934	7191
	DUFFLAGHUR INVESTMENTS LIMITED	Promoter	AAACD9587C	1	3030	0	0	3030	0.0042	3030	0	3030	0.0042	0	0.0042	0	0.0000	0	0.0000	3030
	ICHAMATI INVESTMENTS LTD	Promoter	AAACI5431J	1	0	0	0	0	0.0000	0	0	0	0.0000	0	0.0000	0	0.0000	0	0.0000	0
	BISHNAUTH INVESTMENTS LIMITED	Promoter	AABCM7787N	1	0	0	0	0	0.0000	0	0	0	0.0000	0	0.0000	0	0.0000	0	0.0000	0
	Seajuli Developers & Finance Ltd**	Promoter Group Entity	AAECS5244D	1	0	0	0	0	0.0000	0	0	0	0.0000	0	0.0000	0	0.0000	0	0.0000	0
	Sub Total			21	3519111	0	0	3519111	4.8414	3519111	0	3519111	4.8414	0	4.8414	0	0.0000	4573	0.1299	3519111
(2)	Foreign Individuals (Non-Resident Individuals/Foreign Individuals)													0	0.0000	0	0.0000	0	0.0000	0
(b)	Government													0	0.0000	0	0.0000	0	0.0000	0
(c)	Institutions													0	0.0000	0	0.0000	0	0.0000	0
(d)	Foreign Portfolio Investor													0	0.0000	0	0.0000	0	0.0000	0
(e)	Any Other (specify)													0	0.0000	0	0.0000	0	0.0000	0
	Sub Total			0	0	0	0	0	0.0000	0	0	0	0.0000	0	0.0000	0	0.0000	0	0.0000	0
	Total Shareholding of Promoter and Promoter Group (A)=(A1)+(A2)			21	3519111	0	0	3519111	4.8414	3519111	0	3519111	4.8414	0	4.8414	0	0.0000	4573	0.1299	3519111




Table II - Statement Showing shareholding pattern of the Promoter and Promoter Group as on 30/09/2021


Category & Name of the Shareholders (I)	Entity type i.e. promoter OR promoter group entity (except promoter)	PAN (II)	Nos. of shareholders (III)	No. of fully paid up equity shares held (IV)	Partly paid-up equity shares held (V)	Nos. of shares underlying Depository Receipts (VI)	Total nos. shares held (VII)=(IV)+(V)+(VI)	Shareholding % calculated as per SCRR, 1957) As a % of (A+B+C2) (VIII)	Number of Voting Rights held in each class of securities (IX)			No of shares Underlying convertible securities (as a percentage of diluted share capital) (X)	Shareholding as a % assuming full conversion of convertible securities (as a percentage of diluted share capital) (XI)=(VII)+(X) As a % of A+B+C2)	Number of Locked in shares (XII)		Number of shares pledged or otherwise encumbered (XIII)		Number of equity shares held in dematerialized form (XIV)
									No of Voting Rights		Total as a % of Total Voting rights			No. (a)	As a % of total shares held (b)	No. (a)	As a % of total shares held (b)	
									Class x	Class y								
<p>*Bennett, Coleman and Company Ltd.(BCCL) has vide their letter dated 28th December, 2015, requested the Company to reclassify their shareholding of 307,400 equity shares aggregating to 0.42% of the paid up capital of the Company, from the Promoter and Promoter Group of the Company and to include the same in the 'Public' shareholding. Accordingly, the Company has vide its Board Resolution passed by Circulation dated 30th December, 2015 agreed to reclassify the said shareholding of BCCL in the Company. The Company has vide their letter dated 30th December, 2015 submitted the said letter of BCCL to BSE Limited, National Stock Exchange of India Limited and Calcutta Stock Exchange Limited ("Stock Exchanges") and requested the Stock Exchanges to take on record the said reclassification as required under Regulation 31A of the Securities and Exchange Board of India (Listing Obligations and Disclosure Requirements) Regulations, 2015. In furtherance to the abovementioned letter, the company had filed an Application for Reclassification on August 9, 2016 before all the Stock Exchanges. The Company has received approval letter for Reclassification of the said shares from BSE Limited via its letter dated August 19, 2016 and is awaiting for the approval of National stock Exchange Limited and The Calcutta Stock Exchange Limited.</p>																		
<p>**Added in the shareholding pattern as per the requirement of National Stock Exchange of India Limited</p>																		



Table III - Statement Showing shareholding pattern of the Public shareholder as on 30/09/2021																			
(1)	Category & Name of the Shareholders (I)	PAN (II)	Nos. of shareholders (III)	No. of fully paid up equity shares held (IV)	Partly paid up equity shares held (V)	Nos. of shares underlying Depository Receipts (VI)	Total nos. shares held (VII)=(IV)+(V)+(VI)	Shareholding % calculated as per SCRR, 1957 As a % of (A+B+C2) (VIII)	Number of Voting Rights held in each class of securities (IX)			No of shares Underlying outstanding convertible securities (as a percentage of diluted share capital) (X)	Shareholding as a % assuming full conversion of convertible securities (as a percentage of diluted share capital) (XI)=(VII)+(X) As a % of A+B+C2)	Number of Locked in shares (XII)		Number of shares pledged or otherwise encumbered (XIII)		Number of equity shares held in dematerialized form (XIV)	
									No of Voting Rights					Total as a % of Total Voting rights	No. (a)	As a % of total shares held (b)	No. (Not applicable) (a)		As a % of total shares held (Not applicable) (b)
									Class x	Class y	Total								
(1)	Institutions																		
(a)	Mutual Funds / UTI		3	812978	0	0	812978	1.1185	812978	0	812978	1.1185	0	1.1185	0	0.0000	NA	812978	
	TATA MUTUAL FUND - TATA SMALL CAP FUND	AAATT0570A	1	812167	0	0	812167	1.1173	812167	0	812167	1.1173	0	1.1173	0	0.0000	NA	812167	
(b)	Venture Capital Funds																		
(c)	Alternate Investment Funds		2	184000	0	0	184000	0.2531	184000	0	184000	0.2531	0	0.2531	0	0.0000	NA	184000	
(d)	Foreign Venture Capital Investors																		
(e)	Foreign Portfolio Investors		28	1608211	0	0	1608211	2.2125	1608211	0	1608211	2.2125	0	2.2125	0	0.0000	NA	1608211	
(f)	Financial Institutions / Banks		37	40043	0	0	40043	0.0551	40043	0	40043	0.0551	0	0.0551	0	0.0000	NA	17667	
(g)	Insurance Companies																		
(h)	Provident Funds / Pension Funds																		
(i)	Any Other (specify)																		
	Sub Total		70	2645232	0	0	2645232	3.6392	2645232	0	2645232	3.6392	0	3.6392	0	0.0000	NA	2622856	
(2)	Central Government / State Government(s) / President of India		3	477	0	0	477	0.0007	477	0	477	0.0007	0	0.0007	0	0.0000	NA	200	
(3)	Non-Institutions																		
(a)	Individuals-																		
	i. Individual shareholders holding nominal share capital upto Rs.2 lakhs		52534	13576934	0	0	13576934	18.6786	13576934	0	13576934	18.6786	0	18.6786	0	0.0000	NA	12991260	
	ii. Individual shareholders holding nominal share capital in excess of Rs.2 lakhs		59	9535928	0	0	9535928	13.1191	9535928	0	9535928	13.1191	0	13.1191	0	0.0000	NA	9535928	
	MUKUL AGRAWAL	AARFP3029P	2	1500000	0	0	1500000	2.0636	1500000	0	1500000	2.0636	0	2.0636	0	0.0000	NA	1500000	
	SIDDHARTH SUNDER IYER	AAJPI9905M	1	1000000	0	0	1000000	1.3758	1000000	0	1000000	1.3758	0	1.3758	0	0.0000	NA	1000000	
	VINAY MITTAL	AAMP9454C	1	794483	0	0	794483	1.0930	794483	0	794483	1.0930	0	1.0930	0	0.0000	NA	794483	
(b)	NBFCs registered with RBI		6	118268	0	0	118268	0.1627	118268	0	118268	0.1627	0	0.1627	0	0.0000	NA	118268	
(c)	Employee Trusts																		
(d)	Overseas Depositories (holding DRs) (balancing figure)																		
(e)	Any Other (specify)																		



EVEREADY INDUSTRIES INDIA LTD																			
Table III - Statement Showing shareholding pattern of the Public shareholder as on 30/09/2021																			
Category & Name of the Shareholders (I)	PAN (II)	Nos. of shareholders (III)	No. of fully paid up equity shares held (IV)	Partly paid-up equity shares held (V)	Nos. of shares underlying Depository Receipts (VI)	Total nos. shares held (VII)=(IV)+(V)+(VI)	Shareholding % calculated as per SCRR, 1957 As a % of (A+B+C2) (VIII)	Number of Voting Rights held in each class of securities (IX)			No of shares Underlying outstanding convertible securities (as a percentage of diluted share capital) (X)	Shareholding as a % assuming full conversion of convertible securities (as a percentage of diluted share capital) (XI)=(VII)+(X) As a % of A+B+C2)	Number of Locked in shares (XII)		Number of shares pledged or otherwise encumbered (XIII)		Number of equity shares held in dematerialized form (XIV)		
								No of Voting Rights					Total as a % of Total Voting rights	No. (a)	As a % of total shares held (b)	No. (Not applicable) (a)		As a % of total shares held (Not applicable) (b)	
								Class x	Class y	Total									
Investor Education and Protection Fund Authority		1	858725	0	0	858725	1.1814	858725	0	858725	1.1814	0	1.1814	0	0.0000	NA		858725	
INVESTOR EDUCATION AND PROTECTION FUND AUTHORITY MINISTRY OF CORPORATE AFFAIRS	EXEMPTCATG	1	858725	0	0	858725	1.1814	858725	0	858725	1.1814	0	1.1814	0	0.0000	NA		858725	
Bodies Corporate		580	38656265	0	0	38656265	53.1816	38656265	0	38656265	53.1816	0	53.1816	0	0.0000	NA		38629262	
M B Finmart Pvt Ltd	AAACD9678C	1	4503389	0	0	4503389	6.1956	4503389	0	4503389	6.1956	0	6.1956	0	0.0000	NA		4503389	
Puran Associates Pvt Ltd	AAACP0458J	1	3806323	0	0	3806323	5.2366	3806323	0	3806323	5.2366	0	5.2366	0	0.0000	NA		3806323	
VIC Enterprises Pvt Ltd	AAACV0132B	1	3597244	0	0	3597244	4.9489	3597244	0	3597244	4.9489	0	4.9489	0	0.0000	NA		3597244	
ICM Finance Pvt Ltd	AAFCA4930K	1	2392042	0	0	2392042	3.2909	2392042	0	2392042	3.2909	0	3.2909	0	0.0000	NA		2392042	
Gladiator Vyapaar Pvt Ltd	AABCG2872Q	1	2259321	0	0	2259321	3.1083	2259321	0	2259321	3.1083	0	3.1083	0	0.0000	NA		2259321	
HOUSING DEVELOPMENT FINANCE CORPORATION LIMITED	AAACH0997E	1	2244663	0	0	2244663	3.0881	2244663	0	2244663	3.0881	0	3.0881	0	0.0000	NA		2244663	
PROGRESSIVE STAR FINANCE PRIVATE LIMITED	AABCP6020F	2	1764136	0	0	1764136	2.4270	1764136	0	1764136	2.4270	0	2.4270	0	0.0000	NA		1764136	
Anjana Projects Private Limited	AAECA4280H	1	1650000	0	0	1650000	2.2700	1650000	0	1650000	2.2700	0	2.2700	0	0.0000	NA		1650000	
MONET SECURITIES PRIVATE LIMITED	AABCM7058A	2	1482047	0	0	1482047	2.0389	1482047	0	1482047	2.0389	0	2.0389	0	0.0000	NA		1482047	
Gyan Enterprises Private Limited	AAACG0512G	1	1415863	0	0	1415863	1.9479	1415863	0	1415863	1.9479	0	1.9479	0	0.0000	NA		1415863	
NEXOME REALTY LLP	AAOFG2868C	1	1200000	0	0	1200000	1.6509	1200000	0	1200000	1.6509	0	1.6509	0	0.0000	NA		1200000	
Chowdry Associates	AAACC0387R	1	1099700	0	0	1099700	1.5129	1099700	0	1099700	1.5129	0	1.5129	0	0.0000	NA		1099700	
OLYMPIA TECH PARK CHENNAI PRIVATE LIMITED	AABCO8102F	1	1068965	0	0	1068965	1.4706	1068965	0	1068965	1.4706	0	1.4706	0	0.0000	NA		1068965	
Vistra ITCL India Limited	AAACI6832K	1	1038764	0	0	1038764	1.4291	1038764	0	1038764	1.4291	0	1.4291	0	0.0000	NA		1038764	
TUSK INVESTMENT LIMITED	AACCI0480R	3	898815	0	0	898815	1.2366	898815	0	898815	1.2366	0	1.2366	0	0.0000	NA		898815	
Resident Individual (HUF)		910	1815888	0	0	1815888	2.4982	1815888	0	1815888	2.4982	0	2.4982	0	0.0000	NA		1815888	
VIKAS SRIVASTAVA KARTA	AADHV8844E	1	793753	0	0	793753	1.0920	793753	0	793753	1.0920	0	1.0920	0	0.0000	NA		793753	
Clearing Member		148	1024526	0	0	1024526	1.4095	1024526	0	1024526	1.4095	0	1.4095	0	0.0000	NA		1024526	
Non Resident Individual		882	879338	0	0	879338	1.2098	879338	0	879338	1.2098	0	1.2098	0	0.0000	NA		871783	
Domestic Corporate Unclaimed Shares Account		1	17802	0	0	17802	0.0245	17802	0	17802	0.0245	0	0.0245	0	0.0000	NA		17802	
Trusts		11	38749	0	0	38749	0.0533	38749	0	38749	0.0533	0	0.0533	0	0.0000	NA		38749	
Foreign National		1	17	0	0	17	0.0000	17	0	17	0.0000	0	0.0000	0	0.0000	NA		17	
Sub Total		55133	66522440	0	0	66522440	91.5187	66522440	0	66522440	91.5187	0	91.5187	0	0.0000	NA		65902208	
Total Public Shareholding (B)=(B)(1)+(B)(2)+(B)(3)		55206	69168149	0	0	69168149	95.1586	69168149	0	69168149	95.1586	0	95.1586	0	0.0000	NA		68525264	



EVEREADY INDUSTRIES INDIA LTD																			
Table Iv - Statement Showing shareholding pattern of the Non Promoter - Non Public shareholder as on 30/09/2021																			
Category & Name of the Shareholders (I)	PAN (II)	No of shareholders (III)	No. of fully paid up equity shares held (IV)	Partly paid-up equity shares held (V)	Nos. of shares underlying Depository Receipts (VI)	Total nos. shares held (VII)=(IV) + (V)+(VI)	Shareholding % calculated as per SCRR, 1957) As a % of (A+B+C2) (VIII)	Number of Voting Rights held in each class of securities (IX)				No of shares Underlying outstanding convertible securities (including Warrants) (X)	Total Shareholding as a % assuming full conversion of convertible securities (as a percentage of diluted share capital) (XI)=(VII)+(X) As a % of A+B+C2)	Number of Locked in shares (XII)		Number of shares pledged or otherwise encumbered (XIII)		Number of equity shares held in dematerialized form (XIV)	
								No of Voting Rights			Total as a % of Total Voting rights			No. (a)	As a % of total shares held (b)	No. (Not applicable) (a)	As a % of total shares held (Not applicable) (b)		
								Class x	Class y	Total									
(1) Custodian / DR Holder																			
(2) Employee Benefit Trust (under SEBI (Share based Employee Benefit) Regulations, 2014)																			
Total Non Promoter - Non Public Shareholding (C)=(C)(1)+(C)(2)			0	0	0	0	0.0000	0	0	0	0.0000	0	0.0000	0	0.0000	NA	NA		0



EVEREADY INDUSTRIES INDIA LTD											
Annexure											
Table V - Statement showing details of significant beneficial owners as on 30/09/2021											
Details of the (SBO)				Details of the registered owner			Details of holding / exercise of right of the SBO in the reporting company, whether direct or indirect:				Date of creation / acquisition of significant beneficial interest
(I)				(II)			Whether by virtue of: (III)				(IV)
Sr No	Name	PAN / Passport No. in case of a foreign national	Nationality	Name	PAN / Passport No. in case of a foreign national	Nationality	Shares (%)	Voting rights (%)	Rights on distributable dividend or any other distribution (%)	Exercise of control	Exercise of significant influence

