

**Format of holding of specified securities**


1. Name of Listed Entity: EVEREADY INDUSTRIES INDIA LTD (CIN:L31402WB1934PLC007993)
2. Scrip Code 531508 Name of Scrip -, - Class of Security Equity
3. Share Holding Pattern Filed under : Reg. 31(1)(a)/Reg. 31(1)(b)/Reg. 31(1)(c)
  - a. If under 31 (1)(b) then indicate the report for Quarter ending: 31/12/2016
  - b. If under 31(1)(c) then indicate date of allotment/extinguishment

4. **Declaration** : The Listed entity is required to submit the following declaration to the extent of submission of information:-

	Particulars	Yes*	No*
1	Whether the Listed Entity has issued any partly paid up shares?		No
2	Whether the Listed Entity has issued any Convertible Securities or Warrants?		No
3	Whether the Listed Entity has any shares against which depository receipts are issued?		No
4	Whether the Listed Entity has any shares in Locked-in?		No
5	Whether any shares held by promoters are pledge or otherwise encumbered?	Yes	

\* If the Listed Entity selects the option 'No' for the questions above, the column for the partly paid up shares, Outstanding Convertible Securities/Warrants, depository receipts, locked-in shares, No of shares pledged or otherwise encumbered by promoters, as applicable, shall not be displayed at the time of dissemination on the Stock Exchange website. Also wherever there is 'No' declared by Listed Entity in above table the values will be considered as 'Zero' by default on submission of the format of holding of specified securities.

5. The tabular format for disclosure of holding of specified securities is as follows:-




Category (I)	Category of shareholder (II)	Nos. of shareholders (III)	No. of fully paid up equity shares held (IV)	No of Partly paid-up equity shares held (V)	No. of shares underlying Depository Receipts (VI)	Total nos. shares held (VII)=(IV)+(V)+(VI)	Shareholding as a % of total no. of shares (calculated as per SCRR, 1957) As a % of (A+B+C2) (VIII)	Number of Voting Rights held in each class of securities (IX)				No of shares Underlying outstanding convertible securities (including Warrants) (X)	Shareholding as a % assuming full conversion of convertible securities (as a percentage of diluted share capital) (XI)=(VII)+(X) As a % of (A+B+C2)	Number of Locked in shares (XII)		Number of shares pledged or otherwise encumbered (XIII)		Number of equity shares held in dematerialized form (XIV)
								No of Voting Rights			Total as a % of (A+B+C)			No. (a)	As a % of total shares held (b)	No. (a)	As a % of total shares held (b)	
								Class eg:x	Class eg:y	Total								
(A)	Promoter & Promoter group	20	31995995	0	0	31995995	44.0187	31995995	0	31995995	44.0187	0	44.0187	0	0.0000	8200000	25.6282	31995995
(B)	Public	50283	40691265	0	0	40691265	55.9813	40691265	0	40691265	55.9813	0	55.9813	0	0.0000	NA		38927866
(C)	Non Promoter - Non Public															NA		
(C1)	Shares underlying DRs						NA									NA		
(C2)	Shares held by Employee Trusts															NA		
	Total	50303	72687260	0	0	72687260	100.0000	72687260	0	72687260	100.0000	0	100.0000	0				70923861



EVEREADY INDUSTRIES INDIA LTD

Table II - Statement Showing shareholding pattern of the Promoter and Promoter Group as on 31/12/2016

	Category & Name of the Shareholders (I)	PAN (II)	Nos. of shareholders (III)	No. of fully paid up equity shares held (IV)	Partly paid-up equity shares held (V)	Nos. of shares underlying Depository Receipts (VI)	Total nos. shares held (VII)=(IV)+(V)+(VI)	Shareholding % calculated as per SCRR, 1957) As a % of (A+B+C2) (VIII)	Number of Voting Rights held in each class of securities (IX)			Total as a % of Total Voting rights	No of shares Underlying convertible securities (including Warrants) (X)	Shareholding as a % assuming full conversion of convertible securities (as a percentage of diluted share capital) (XI)=(VII)+(X) As a % of A+B+C2)	Number of Locked in shares (XII)		Number of shares pledged or otherwise encumbered (XIII)		Number of equity shares held in dematerialized form (XIV)	
									Class x	Class y	Total				No. (a)	As a % of total shares held (b)	No. (a)	As a % of total shares held (b)		
(1)	Indian																			
(a)	Individuals/Hindu undivided Family		8	833458	0	0	833458	1.1466	833458	0	833458	1.1466	0	1.1466	0	0.0000	0	0.0000	833458	
	ADITYA KHAITAN	AFDPK0968D	1	232266	0	0	232266	0.3195	232266	0	232266	0.3195	0	0.3195	0	0.0000	0	0.0000	232266	
	YASHODHARA KHAITAN	AFDPK0951J	1	192745	0	0	192745	0.2652	192745	0	192745	0.2652	0	0.2652	0	0.0000	0	0.0000	192745	
	VANYA KHAITAN	DMCPK6767F	1	164650	0	0	164650	0.2265	164650	0	164650	0.2265	0	0.2265	0	0.0000	0	0.0000	164650	
	AMRITANSHU KHAITAN	AJFPK2122H	1	145000	0	0	145000	0.1995	145000	0	145000	0.1995	0	0.1995	0	0.0000	0	0.0000	145000	
	DEEPAK KHAITAN	AABHD6064J	1	43200	0	0	43200	0.0594	43200	0	43200	0.0594	0	0.0594	0	0.0000	0	0.0000	43200	
	B M KHAITAN	AGEPK6970B	1	35897	0	0	35897	0.0494	35897	0	35897	0.0494	0	0.0494	0	0.0000	0	0.0000	35897	
	ISHA KHAITAN	ALSPK2923P	1	17500	0	0	17500	0.0241	17500	0	17500	0.0241	0	0.0241	0	0.0000	0	0.0000	17500	
	KAVITA KHAITAN	AFTPK1514P	1	2200	0	0	2200	0.0030	2200	0	2200	0.0030	0	0.0030	0	0.0000	0	0.0000	2200	
(b)	Central Government/State Government(s)																			
(c)	Financial Institutions/Banks																			
(d)	Any Other (specify)																			
	Bodies Corporate		12	31162537	0	0	31162537	42.8721	31162537	0	31162537	42.8721	0	42.8721	0	0.0000	8200000	26.3136	31162537	
	WILLIAMSON MAGOR & CO LIMITED	AAACW2369P	1	17007841	0	0	17007841	23.3987	17007841	0	17007841	23.3987	0	23.3987	0	0.0000	5700000	33.5140	17007841	
	Williamson Financial Services Limited	AAACW4504A	1	6370988	0	0	6370988	8.7649	6370988	0	6370988	8.7649	0	8.7649	0	0.0000	0	0.0000	6370988	
	Bishnauth Investments Limited	AABCM7767N	1	4148246	0	0	4148246	5.7070	4148246	0	4148246	5.7070	0	5.7070	0	0.0000	2500000	60.2664	4148246	
	MCLEOD RUSSEL INDIA LIMITED	AAACE6918J	1	1663289	0	0	1663289	2.2883	1663289	0	1663289	2.2883	0	2.2883	0	0.0000	0	0.0000	1663289	
	BABCOCK BORSIG LIMITED	AABCD4477A	1	987484	0	0	987484	1.3585	987484	0	987484	1.3585	0	1.3585	0	0.0000	0	0.0000	987484	
	**BENNETT, COLEMAN AND COMPANY LIMITED	AAACB4373Q	1	307400	0	0	307400	0.4229	307400	0	307400	0.4229	0	0.4229	0	0.0000	0	0.0000	307400	
	KILBURN ENGINEERING LIMITED	AABCK3421H	1	271337	0	0	271337	0.3733	271337	0	271337	0.3733	0	0.3733	0	0.0000	0	0.0000	271337	
	ICHAMATI INVESTMENTS LTD	AAACI5431J	1	171113	0	0	171113	0.2354	171113	0	171113	0.2354	0	0.2354	0	0.0000	0	0.0000	171113	
	UNITED MACHINE CO LTD	AAACU3228P	1	116443	0	0	116443	0.1602	116443	0	116443	0.1602	0	0.1602	0	0.0000	0	0.0000	116443	
	ZEN INDUSTRIAL SERVICES LIMITED	AAACZ1829R	1	85366	0	0	85366	0.1174	85366	0	85366	0.1174	0	0.1174	0	0.0000	0	0.0000	85366	
	NITYA HOLDINGS & PROPERTIES LTD	AABCN1002B	1	30000	0	0	30000	0.0413	30000	0	30000	0.0413	0	0.0413	0	0.0000	0	0.0000	30000	
	DUFFLAGHUR INVESTMENTS LIMITED	AAACD9587C	1	3030	0	0	3030	0.0042	3030	0	3030	0.0042	0	0.0042	0	0.0000	0	0.0000	3030	
	Sub Total		20	31995995	0	0	31995995	44.0187	31995995	0	31995995	44.0187	0	44.0187	0	0.0000	8200000	25.6282	31995995	
(2)	Foreign																			
(a)	Individuals (Non-Resident Individuals/Foreign Individuals)																			
(b)	Government																			
(c)	Institutions																			
(d)	Foreign Portfolio Investor																			
(e)	Any Other (specify)																			
	Sub Total		0	0	0	0	0	0.0000	0	0	0	0.0000	0	0.0000	0	0.0000	0	0.0000	0	



EVEREADY INDUSTRIES INDIA LTD																		
Table II - Statement Showing shareholding pattern of the Promoter and Promoter Group as on 31/12/2016																		
Category & Name of the Shareholders (I)	PAN (II)	Nos of shareholders (III)	No. of fully paid up equity shares held (IV)	Partly paid-up equity shares held (V)	Nos. of shares underlying Depository Receipts (VI)	Total nos. shares held (VII)=(IV)+(V)+(VI)	Shareholding % calculated as per SCRR 1957) As a % of (A+B+C2) (VIII)	Number of Voting Rights held in each class of securities (IX)			No of shares Underlying outstanding convertible securities (including Warrants) (X)	Shareholding as a % assuming full conversion of convertible securities (as a percentage of diluted share capital) (XI)=(VII)+(X) As a % of A+B+C2)	Number of Locked in shares (XII)		Number of shares pledged or otherwise encumbered (XIII)		Number of equity shares held in dematerialized form (XIV)	
								No of Voting Rights					No. (a)	As a % of total shares held (b)	No. (a)	As a % of total shares held (b)		
(A)=(A)(1)+(A)(2)								Class x	Class y	Total	Total as a % of Total Voting rights		No. (a)	As a % of total shares held (b)	No. (a)	As a % of total shares held (b)		
Total Shareholding of Promoter and Promoter Group		20	31995995	0	0	31995995	44.0187	31995995	0	31995995	44.0187	0	44.0187	0	0.0000	8200000	25.6282	31995995
<p>**Bennett, Coleman and Company Ltd.(BCCL) has vide their letter dated 28th December, 2015, requested the Company to reclassify their shareholding of 307,400 equity shares aggregating to 0.42% of the paid up capital of the Company, from the Promoter and Promoter Group of the Company and to include the same in the 'Public' shareholding. Accordingly, the Company has vide its Board Resolution passed by Circulation dated 30th December, 2015 agreed to reclassify the said shareholding of BCCL in the Company. The Company has vide their letter dated 30th December, 2015 submitted the said letter of BCCL to BSE Limited, National Stock Exchange of India Limited and Calcutta Stock Exchange Limited ("Stock Exchanges") and requested the Stock Exchanges to take on record the said reclassification as required under Regulation 31A of the Securities and Exchange Board of India (Listing Obligations and Disclosure Requirements) Regulations, 2015. In furtherance to the abovementioned letter, the company had filed an Application for Reclassification on August 9, 2016 before all the Stock Exchanges. The Company has received approval letter for Reclassification of the said shares from BSE Limited via its letter dated August 19, 2016 and is awaiting for the approval of National stock Exchange Limited and The Calcutta Stock Exchange Limited.</p>																		



EVEREADY INDUSTRIES INDIA LTD

Table III - Statement Showing shareholding pattern of the Public shareholder as on 31/12/2016

(1)	Category & Name of the Shareholders (I)	PAN (II)	Nos. of shareholders (III)	No. of fully paid up equity shares held (IV)	Partly paid-up equity shares held (V)	Nos. of shares underlying Depository Receipts (VI)	Total nos. shares held (VII)=(IV)+(V)+(VI)	Shareholding % calculated as per SCRR, 1957) As a % of (A+B+C2) (VIII)	Number of Voting Rights held in each class of securities (IX)			No of shares Underlying convertible securities (including Warrants) (X)	Shareholding as a % assuming full conversion of convertible securities (as a percentage of diluted share capital) (XI)=(VII)+(X) As a % of A+B+C2)	Number of Locked in shares (XII)		Number of shares pledged or otherwise encumbered (XIII)		Number of equity shares held in dematerialized form (XIV)	
									No of Voting Rights					As a % of total shares held (a)	No. (Not applicable) (a)	As a % of total shares held (b)	No. (Not applicable) (b)		
									Class x	Class y	Total								
(a)	Institutions																		
	Mutual Funds / UTI		12	5619760	0	0	5619760	7.7314	5619760	0	5619760	7.7314	0	7.7314	0	0.0000	NA		5619318
	DSP BLACKROCK MICRO CAP FUND	AAAJD0430B	1	4104284	0	0	4104284	5.6465	4104284	0	4104284	5.6465	0	5.6465	0	0.0000	NA		4104284
	FRANKLIN TEMPLETON MUTUAL FUND A/C TEMPLETON INDIA GROWTH FUND	AAATT4931H	2	1070454	0	0	1070454	1.4727	1070454	0	1070454	1.4727	0	1.4727	0	0.0000	NA		1070454
(b)	Venture Capital Funds																		
(c)	Alternate Investment Funds		1	152000	0	0	152000	0.2091	152000	0	152000	0.2091	0	0.2091	0	0.0000	NA		152000
(d)	Foreign Venture Capital Investors																		
(e)	Foreign Portfolio Investors		55	11406215	0	0	11406215	15.6922	11406215	0	11406215	15.6922	0	15.6922	0	0.0000	NA		11406215
	NOMURA INDIA INVESTMENT FUND MOTHER FUND	AAAAN3240L	1	2684585	0	0	2684585	3.6933	2684585	0	2684585	3.6933	0	3.6933	0	0.0000	NA		2684585
	FRANKLIN TEMPLETON INVESTMENT FUNDS	AABCT5310J	1	2329153	0	0	2329153	3.2043	2329153	0	2329153	3.2043	0	3.2043	0	0.0000	NA		2329153
	MALABAR INDIA FUND LIMITED	AAF6M6589C	1	1525050	0	0	1525050	2.0981	1525050	0	1525050	2.0981	0	2.0981	0	0.0000	NA		1525050
	AMUNDI FUNDS EQUITY INDIA	AACCC7744E	1	1200000	0	0	1200000	1.6509	1200000	0	1200000	1.6509	0	1.6509	0	0.0000	NA		1200000
	THE NOMURA TRUST AND BANKING CO., LTD AS THE TRUSTEE OF NOMURA INDIA STOCK MOTHE	AABTT6636L	1	873303	0	0	873303	1.2015	873303	0	873303	1.2015	0	1.2015	0	0.0000	NA		873303
(f)	Financial Institutions / Banks		80	146424	0	0	146424	0.2014	146424	0	146424	0.2014	0	0.2014	0	0.0000	NA		114012
(g)	Insurance Companies		3	1750175	0	0	1750175	2.4078	1750175	0	1750175	2.4078	0	2.4078	0	0.0000	NA		1750175
(h)	Provident Funds / Pension Funds																		
(i)	Any Other (specify)																		
	Foreign Institutional Investors		13	5733351	0	0	5733351	7.8877	5733351	0	5733351	7.8877	0	7.8877	0	0.0000	NA		5733351
	AMANSA HOLDINGS PRIVATE LIMITED	AAKCA7237L	1	4841207	0	0	4841207	6.6603	4841207	0	4841207	6.6603	0	6.6603	0	0.0000	NA		4841207
	Sub Total		164	24807925	0	0	24807925	34.1297	24807925	0	24807925	34.1297	0	34.1297	0	0.0000	NA		24775071
(2)	Central Government / State Government(s) / President of India		2	277	0	0	277	0.0004	277	0	277	0.0004	0	0.0004	0	0.0000	NA		0
(3)	Non-Institutions																		
(a)	Individuals-																		





Table III - Statement Showing shareholding pattern of the Public shareholder as on 31/12/2016

Category & Name of the Shareholders (I)	PAN (II)	Nos. of shareholders (III)	No. of fully paid up equity shares held (IV)	Partly paid up equity shares held (V)	Nos. of shares underlying Depository Receipts (VI)	Total nos. shares held (VII)=(IV)+(V)+(VI)	Shareholding % calculated as per SCRR 1957) As a % of (A+B+C2) (VIII)	Number of Voting Rights held in each class of securities (IX)			Total as a % of Total Voting rights	No of shares Underlying outstanding convertible securities (including Warrants) (X)	Shareholding as a % assuming full conversion of convertible securities (as a percentage of diluted share capital) (XI)=(VII)+(X) As a % of A+B+C2)	Number of Locked in shares (XII)		Number of shares pledged or otherwise encumbered (XIII)		Number of equity shares held in dematerialized form (XIV)
								Class x	No of Voting Rights					No. (a)	As a % of total shares held (b)	No. (Not applicable) (a)	As a % of total shares held (Not applicable) (b)	
									Class y	Total								
i. Individual shareholders holding nominal share capital upto Rs.2 lakhs		48706	9499095	0	0	9499095	13.0684	9499095	0	9499095	13.0684	0	13.0684	0	0.0000	NA	7958521	
ii. Individual shareholders holding nominal share capital in excess of Rs.2 lakhs		10	898498	0	0	898498	1.2361	898498	0	898498	1.2361	0	1.2361	0	0.0000	NA	898498	
(b) NBFCs registered with RBI		10	126920	0	0	126920	0.1746	126920	0	126920	0.1746	0	0.1746	0	0.0000	NA	126920	
(c) Employee Trusts																		
(d) Overseas Depositories (holding DRs) (balancing figure)																		
(e) Any Other (specify)																		
Bodies Corporate		582	4481042	0	0	4481042	6.1648	4481042	0	4481042	6.1648	0	6.1648	0	0.0000	NA	4414888	
Clearing Member		169	265204	0	0	265204	0.3649	265204	0	265204	0.3649	0	0.3649	0	0.0000	NA	265204	
Non Resident Individual		625	600640	0	0	600640	0.8263	600640	0	600640	0.8263	0	0.8263	0	0.0000	NA	477100	
Trusts		12	8038	0	0	8038	0.0111	8038	0	8038	0.0111	0	0.0111	0	0.0000	NA	8038	
Foreign National		3	3626	0	0	3626	0.0050	3626	0	3626	0.0050	0	0.0050	0	0.0000	NA	3626	
Sub Total		50117	15883063	0	0	15883063	21.8512	15883063	0	15883063	21.8512	0	21.8512	0	0.0000	NA	14152795	
Total Public Shareholding (B)=(B)(1)+(B)(2)+(B)(3)		50283	40691265	0	0	40691265	55.9813	40691265	0	40691265	55.9813	0	55.9813	0	0.0000	NA	38927866	



EVEREADY INDUSTRIES INDIA LTD

Table III - Statement Showing shareholding pattern of the Public shareholder as on 31/12/2016

(1)	Category & Name of the Shareholders (I)	PAN (II)	Nos. of shareholders (III)	No. of fully paid up equity shares held (IV)	Partly paid up equity shares held (V)	Nos. of shares underlying Depository Receipts (VI)	Total nos. shares held (VII)=(IV)+(V)+(VI)	Shareholding % calculated as per SCRR, 1957) As a % of (A+B+C2) (VIII)	Number of Voting Rights held in each class of securities (IX)			No of shares Underlying convertible securities (including Warrants) (X)	Shareholding as a % assuming full conversion of convertible securities (as a percentage of diluted share capital) (XI)=(VII)+(X) As a % of A+B+C2)	Number of Locked in shares (XII)		Number of shares pledged or otherwise encumbered (XIII)		Number of equity shares held in dematerialized form (XIV)
									No of Voting Rights					No. (a)	As a % of total shares held (b)	No. (Not applicable) (a)	As a % of total shares held (Not applicable) (b)	
									Class x	Class y	Total							
(a)	Mutual Funds / UTI		12	5619760	0	0	5619760	7.7314	5619760	0	5619760	7.7314	0	7.7314	0	0.0000	NA	5619318
	DSP BLACKROCK MICRO CAP FUND	AAAJD0430B	1	4104284	0	0	4104284	5.6465	4104284	0	4104284	5.6465	0	5.6465	0	0.0000	NA	4104284
	FRANKLIN TEMPLETON MUTUAL FUND A/C TEMPLETON INDIA GROWTH FUND	AAATT4931H	2	1070454	0	0	1070454	1.4727	1070454	0	1070454	1.4727	0	1.4727	0	0.0000	NA	1070454
(b)	Venture Capital Funds																	
(c)	Alternate Investment Funds		1	152000	0	0	152000	0.2091	152000	0	152000	0.2091	0	0.2091	0	0.0000	NA	152000
(d)	Foreign Venture Capital Investors																	
(e)	Foreign Portfolio Investors		55	11406215	0	0	11406215	15.6922	11406215	0	11406215	15.6922	0	15.6922	0	0.0000	NA	11406215
	NOMURA INDIA INVESTMENT FUND MOTHER FUND	AAAA3240L	1	2684585	0	0	2684585	3.6933	2684585	0	2684585	3.6933	0	3.6933	0	0.0000	NA	2684585
	FRANKLIN TEMPLETON INVESTMENT FUNDS	AABCT5310J	1	2329153	0	0	2329153	3.2043	2329153	0	2329153	3.2043	0	3.2043	0	0.0000	NA	2329153
	MALABAR INDIA FUND LIMITED	AAF6M6589C	1	1525050	0	0	1525050	2.0981	1525050	0	1525050	2.0981	0	2.0981	0	0.0000	NA	1525050
	AMUNDI FUNDS EQUITY INDIA	AACCC7744E	1	1200000	0	0	1200000	1.6509	1200000	0	1200000	1.6509	0	1.6509	0	0.0000	NA	1200000
	THE NOMURA TRUST AND BANKING CO., LTD AS THE TRUSTEE OF NOMURA INDIA STOCK MOTHE	AABTT6636L	1	873303	0	0	873303	1.2015	873303	0	873303	1.2015	0	1.2015	0	0.0000	NA	873303
(f)	Financial Institutions / Banks		80	146424	0	0	146424	0.2014	146424	0	146424	0.2014	0	0.2014	0	0.0000	NA	114012
(g)	Insurance Companies		3	1750175	0	0	1750175	2.4078	1750175	0	1750175	2.4078	0	2.4078	0	0.0000	NA	1750175
(h)	Provident Funds / Pension Funds																	
(i)	Any Other (specify)																	
	Foreign Institutional Investors		13	5733351	0	0	5733351	7.8877	5733351	0	5733351	7.8877	0	7.8877	0	0.0000	NA	5733351
	AMANSA HOLDINGS PRIVATE LIMITED	AAKCA7237L	1	4841207	0	0	4841207	6.6603	4841207	0	4841207	6.6603	0	6.6603	0	0.0000	NA	4841207
	Sub Total		164	24807925	0	0	24807925	34.1297	24807925	0	24807925	34.1297	0	34.1297	0	0.0000	NA	24775071
(2)	Central Government / State Government(s) / President of India		2	277	0	0	277	0.0004	277	0	277	0.0004	0	0.0004	0	0.0000	NA	0
(3)	Non-Institutions																	
(a)	Individuals-																	

Table III - Statement Showing shareholding pattern of the Public shareholder as on 31/12/2016

Category & Name of the Shareholders (i)	PAN (II)	Nos. of shareholders (III)	No. of fully paid up equity shares held (IV)	Partly paid-up equity shares held (V)	Nos. of shares underlying Depository Receipts (VI)	Total nos. shares held (VII)=(IV)+(V)+(VI)	Shareholding % calculated as per SCRR, 1957. As a % of (A+B+C2) (VIII)	Number of Voting Rights held in each class of securities (IX)			Total as a % of Total Voting rights	No of shares Underlying outstanding convertible securities (including Warrants) (X)	Shareholding as a % assuming full conversion of convertible securities (as a percentage of diluted share capital) (XI)=(VII)+(X) As a % of A+B+C2)	Number of Locked in shares (XII)		Number of shares pledged or otherwise encumbered (XIII)		Number of equity shares held in dematerialized form (XIV)
								Class x	No of Voting Rights					No. (a)	As a % of total shares held (b)	No. (Not applicable) (a)	As a % of total shares held (Not applicable) (b)	
									Class y	Total								
i. Individual shareholders holding nominal share capital upto Rs.2 lakhs		48706	9499095	0	0	9499095	13.0684	9499095	0	9499095	13.0684	0	0	0.0000	NA		7958521	
ii. Individual shareholders holding nominal share capital in excess of Rs.2 lakhs		10	898498	0	0	898498	1.2361	898498	0	898498	1.2361	0	0	0.0000	NA		898498	
(b) NBFCs registered with RBI		10	126920	0	0	126920	0.1746	126920	0	126920	0.1746	0	0	0.0000	NA		126920	
(c) Employee Trusts																		
(d) Overseas Depositories (holding DRs) (balancing figure)																		
(e) Any Other (specify)																		
Bodies Corporate		582	4481042	0	0	4481042	6.1648	4481042	0	4481042	6.1648	0	0	0.0000	NA		4414888	
Clearing Member		169	265204	0	0	265204	0.3649	265204	0	265204	0.3649	0	0	0.0000	NA		265204	
Non Resident Individual		625	600640	0	0	600640	0.8263	600640	0	600640	0.8263	0	0	0.0000	NA		477100	
Trusts		12	8038	0	0	8038	0.0111	8038	0	8038	0.0111	0	0	0.0000	NA		8038	
Foreign National		3	3626	0	0	3626	0.0050	3626	0	3626	0.0050	0	0	0.0000	NA		3626	
Sub Total		50117	15883063	0	0	15883063	21.8512	15883063	0	15883063	21.8512	0	0	0.0000	NA		14152795	
Total Public Shareholding (B)=(B)(1)+(B)(2)+(B)(3)		50283	40691265	0	0	40691265	55.9813	40691265	0	40691265	55.9813	0	0	0.0000	NA		38927866	





EVEREADY INDUSTRIES INDIA LTD																		
Table Iv - Statement Showing shareholding pattern of the Non Promoter - Non Public shareholder as on 31/12/2016																		
Category & Name of the Shareholders (I)	PAN (II)	No of shareholders (III)	No. of fully paid up equity shares held (IV)	Partly paid-up equity shares held (V)	Nos. of shares underlying Depository Receipts (VI)	Total nos. shares held (VII)=(IV) + (V)+(VI)	Shareholding % calculated as per SCRR, 1957) As a % of (A+B+C2) (VIII)	Number of Voting Rights held in each class of securities (IX)			Total as a % of Total Voting rights	No of shares Underlying outstanding convertible securities (including Warrants) (X)	Total Shareholding as a % assuming full conversion of convertible securities (as a percentage of diluted share capital) (XI)=(VII)+(X) As a % of A+B+C2)	Number of Locked in shares (XII)		Number of shares pledged or otherwise encumbered (XIII)		Number of equity shares held in dematerialized form (XIV)
								Class x	No of Voting Rights					As a % of total shares held (b)	No. (Not applicable) (a)	As a % of total shares held (b)	No. (Not applicable) (a)	
									Class y	Total								
(1) Custodian / DR Holder																		
(2) Employee Benefit Trust (under SEBI (Share based Employee Benefit) Regulations, 2014)																		
Total Non Promoter - Non Public Shareholding (C)=(C)(1)+(C)(2)		0	0	0	0	0	0.0000	0	0	0	0.0000	0	0.0000	0	0.0000	NA	NA	0



EVEREADY INDUSTRIES INDIA LTD				
Distribution Schedule as on 31/12/2016				
Share Holding	No of Holders	% age	No of Shares	% age
Upto 50	23573	46.8536	438773	0.6036
51 to 100	11012	21.8874	931649	1.2817
101 to 150	3797	7.5469	495994	0.6824
151 to 250	4389	8.7236	885859	1.2187
251 to 500	4183	8.3141	1576134	2.1684
501 to 5000	3015	5.9926	4072402	5.6026
Above 5000	343	0.6817	64286449	88.4425
Grand Total	50312	100.0000	72687260	100.0000
Distribution Schedule as on 31/12/2016				
Share Holding	No of Holders	% age	No of Shares	% age
Upto 500	46954	93.3256	4328409	5.9548
501 to 1000	1769	3.5161	1375917	1.8929
1001 to 2000	782	1.5543	1176703	1.6189
2001 to 3000	239	0.4750	603732	0.8306
3001 to 4000	129	0.2564	463630	0.6378
4001 to 5000	96	0.1908	452420	0.6224
5001 to 10000	138	0.2743	1037663	1.4276
Above 10000	205	0.4075	63248786	87.0150
Grand Total	50312	100.0000	72687260	100.0000
Distribution Schedule as on 31/12/2016				
Notional Value of (Rs.)	No of Holders	% age	Amount (Rs.)	% age
Upto 5000	48723	96.8417	28521630	7.8478
5001 to 10000	782	1.5543	5883515	1.6189
10001 to 20000	368	0.7314	5336810	1.4684
20001 to 30000	132	0.2624	3269330	0.8996
30001 to 40000	53	0.1053	1869765	0.5145
40001 to 50000	49	0.0974	2311320	0.6360
50001 to 100000	71	0.1411	5024620	1.3825
Above 100000	134	0.2663	311219310	85.6324
Grand Total	50312	100.0000	363436300	100.0000



EVEREADY INDUSTRIES INDIA LTD

Shareholding Summary as on 31/12/2016

Form	No of Records	No of Shares
PHYSICAL	16626	1763399
NSDL	23344	68138842
CDSL	10342	2785019
TOTAL	50312	72687260

