

Format of holding of specified securities

1. Name of Listed Entity: EVEREADY INDUSTRIES INDIA LTD (CIN:L31402WB1934PLC007993)
2. Scrip Code 531508 Name of Scrip -, - Class of Security Equity
3. Share Holding Pattern Filed under : Reg. 31(1)(a)/Reg. 31(1)(b)/Reg. 31(1)(c)
 - a. If under 31 (1)(b) then indicate the report for Quarter ending: 31/03/2017
 - b. If under 31(1)(c) then indicate date of allotment/extinguishment

4. **Declaration** : The Listed entity is required to submit the following declaration to the extent of submission of information:-

	Particulars	Yes*	No*
1	Whether the Listed Entity has issued any partly paid up shares?		No
2	Whether the Listed Entity has issued any Convertible Securities or Warrants?		No
3	Whether the Listed Entity has any shares against which depository receipts are issued?		No
4	Whether the Listed Entity has any shares in Locked-in?		No
5	Whether any shares held by promoters are pledge or otherwise encumbered?	Yes	

* If the Listed Entity selects the option 'No' for the questions above, the column for the partly paid up shares, Outstanding Convertible Securities/Warrants, depository receipts, locked-in shares, No of shares pledged or otherwise encumbered by promoters, as applicable, shall not be displayed at the time of dissemination on the Stock Exchange website. Also wherever there is 'No' declared by Listed Entity in above table the values will be considered as 'Zero' by default on submission of the format of holding of specified securities.

5. The tabular format for disclosure of holding of specified securities is as follows:-




EVEREADY INDUSTRIES INDIA LTD

Table I - Summary Statement holding of specified securities as on 31/03/2017

Category (I)	Category of shareholder (II)	Nos of shareholders (III)	No. of fully paid up equity shares held (IV)	No. of Partly paid-up equity shares held (V)	No. of shares underlying Depository Receipts (VI)	Total nos. shares held (VII)=(IV)+(V)+(VI)	Shareholding as a % of total no. of shares (calculated as per SCRR, 1957) As a % of (A+B+C2) (VIII)	Number of Voting Rights held in each class of securities (IX)				No of shares Underlying outstanding convertible securities (including Warrants) (X)	Shareholding as a % assuming full conversion of convertible securities (as a percentage of diluted share capital) (XI)=(VII)+(X) As a % of (A+B+C2)	Number of Locked in shares (XII)		Number of shares pledged or otherwise encumbered (XIII)		Number of equity shares held in dematerialized form (XIV)
								No of Voting Rights			Total as a % of (A+B+C)			No. (a)	As a % of total shares held (b)	No. (a)	As a % of total shares held (b)	
								Class eg. x	Class eg. y	Total								
(A)	Promoter & Promoter group	20	32015995	0	0	32015995	44.0462	32015995	0	32015995	44.0462	0	44.0462	0	0.0000	10537574	32.9135	32015995
(B)	Public	50102	40671265	0	0	40671265	55.9538	40671265	0	40671265	55.9538	0	55.9538	0	0.0000	NA		38913979
(C)	Non Promoter - Non Public															NA		
(C1)	Shares underlying DRs						NA									NA		
(C2)	Shares held by Employee Trusts															NA		
	Total	50122	72687260	0	0	72687260	100.0000	72687260	0	72687260	100.0000	0	100.0000	0				70929974



(1)	Category & Name of the Shareholders (I)	PAN (II)	Nos of shareholders (III)	No of fully paid up equity shares held (IV)	Partly paid-up equity shares held (V)	Nos of shares underlying Depository Receipts (VI)	Total nos. shares held (VII)=(IV)+(V)+(VI)	Shareholding % calculated as per SCRR, 1957) As a % of (A+B+C2) (VIII)	Number of Voting Rights held in each class of securities (IX)			Total as a % of Total Voting rights (X)	No of shares Underlying outstanding convertible securities (including Warrants) (XI)=(VII)+(X) As a % of A+B+C2)	Shareholding as a % assuming full conversion of convertible securities (as a percentage of diluted share capital) (XII)	Number of Locked in shares (XIII)		Number of shares pledged or otherwise encumbered (XIII)		Number of equity shares held in dematerialized form (XIV)
									Class x	Class y	Total				No. (a)	As a % of total shares held (b)	No. (a)	As a % of total shares held (b)	
(a)	Indian Individuals/Hindu undivided Family		8	853458	0	0	853458	1.1742	853458	0	853458	1.1742	0	1.1742	0	0.0000	0	0.0000	853458
	ADITYA KHAITAN	AFDPK0968D	1	232266	0	0	232266	0.3195	232266	0	232266	0.3195	0	0.3195	0	0.0000	0	0.0000	232266
	YASHODHARA KHAITAN	AFDPK0951J	1	192745	0	0	192745	0.2652	192745	0	192745	0.2652	0	0.2652	0	0.0000	0	0.0000	192745
	AMRITANSHU KHAITAN	AJFPK2122H	1	165000	0	0	165000	0.2270	165000	0	165000	0.2270	0	0.2270	0	0.0000	0	0.0000	165000
	VANYA KHAITAN	DMCPK6767F	1	164650	0	0	164650	0.2265	164650	0	164650	0.2265	0	0.2265	0	0.0000	0	0.0000	164650
	DEEPAK KHAITAN	AABHD6064J	1	43200	0	0	43200	0.0594	43200	0	43200	0.0594	0	0.0594	0	0.0000	0	0.0000	43200
	B M KHAITAN	AGEPK6970B	1	35897	0	0	35897	0.0494	35897	0	35897	0.0494	0	0.0494	0	0.0000	0	0.0000	35897
	ISHA KHAITAN	ALSPK2923P	1	17500	0	0	17500	0.0241	17500	0	17500	0.0241	0	0.0241	0	0.0000	0	0.0000	17500
	KAVITA KHAITAN	AFTPK1514P	1	2200	0	0	2200	0.0030	2200	0	2200	0.0030	0	0.0030	0	0.0000	0	0.0000	2200
(b)	Central Government/State Government(s)																		
(c)	Financial Institutions/Banks																		
(d)	Any Other (specify)																		
	Bodies Corporate		12	31162537	0	0	31162537	42.8721	31162537	0	31162537	42.8721	0	42.8721	0	0.0000	10537574	33.8149	31162537
	WILLIAMSON MAGOR & CO LIMITED	AAACW2369P	1	17007841	0	0	17007841	23.3987	17007841	0	17007841	23.3987	0	23.3987	0	0.0000	5700000	33.5140	17007841
	Williamson Financial Services Limited	AAACW4504A	1	6370988	0	0	6370988	8.7649	6370988	0	6370988	8.7649	0	8.7649	0	0.0000	1357574	21.3087	6370988
	Bishnauth Investments Limited	AABCM7767N	1	4148246	0	0	4148246	5.7070	4148246	0	4148246	5.7070	0	5.7070	0	0.0000	2500000	60.2664	4148246
	MCLEOD RUSSEL INDIA LIMITED	AAACE6918J	1	1663289	0	0	1663289	2.2883	1663289	0	1663289	2.2883	0	2.2883	0	0.0000	0	0.0000	1663289
	BABCOCK BORSIG LIMITED	AABCD4477A	1	987484	0	0	987484	1.3585	987484	0	987484	1.3585	0	1.3585	0	0.0000	980000	99.2421	987484
	BENNETT, COLEMAN AND COMPANY LIMITED	AAACB4373Q	1	307400	0	0	307400	0.4229	307400	0	307400	0.4229	0	0.4229	0	0.0000	0	0.0000	307400
	KILBURN ENGINEERING LIMITED	AABCK3421H	1	271337	0	0	271337	0.3733	271337	0	271337	0.3733	0	0.3733	0	0.0000	0	0.0000	271337
	ICHAMATI INVESTMENTS LTD	AAACI5431J	1	171113	0	0	171113	0.2354	171113	0	171113	0.2354	0	0.2354	0	0.0000	0	0.0000	171113
	UNITED MACHINE CO LTD	AAACU3228P	1	116443	0	0	116443	0.1602	116443	0	116443	0.1602	0	0.1602	0	0.0000	0	0.0000	116443
	ZEN INDUSTRIAL SERVICES LIMITED	AAACZ1829R	1	85366	0	0	85366	0.1174	85366	0	85366	0.1174	0	0.1174	0	0.0000	0	0.0000	85366
	NITYA HOLDINGS & PROPERTIES LTD	AABCN1002B	1	30000	0	0	30000	0.0413	30000	0	30000	0.0413	0	0.0413	0	0.0000	0	0.0000	30000
	DUFFLAGHUR INVESTMENTS LIMITED	AAACD9587C	1	3030	0	0	3030	0.0042	3030	0	3030	0.0042	0	0.0042	0	0.0000	0	0.0000	3030
	Sub Total		20	32015995	0	0	32015995	44.0452	32015995	0	32015995	44.0462	0	44.0462	0	0.0000	10537574	32.9135	32015995
(2)	Foreign																		
(a)	Individuals (Non-Resident Individuals/Foreign Individuals)																		
(b)	Government																		
(c)	Institutions																		
(d)	Foreign Portfolio Investor																		
(e)	Any Other (specify)																		
	Sub Total		0	0	0	0	0	0.0000	0	0	0	0.0000	0	0.0000	0	0.0000	0	0.0000	0




EVEREADY INDUSTRIES INDIA LTD

Table II - Statement Showing shareholding pattern of the Promoter and Promoter Group as on 31/03/2017

Category & Name of the Shareholders (I)	PAN	(II)	Nos of shareholders (III)	No of fully paid up equity shares held (IV)	Partly paid-up equity shares held (V)	Nos of shares underlying Depository Receipts (VI)	Total nos. shares held (VII)=(IV)+(V)+(VI)	Shareholding % calculated as per SCRR 1957) As a % of (A+B+C2) (VIII)	Number of Voting Rights held in each class of securities (IX)			Total as a % of Total Voting rights	No of shares Underlying outstanding convertible securities (including Warrants) (X)	Shareholding as a % assuming full conversion of convertible securities (as a percentage of diluted share capital) (XI)=(VII)+(X) As a % of A+B+C2)	Number of Locked in shares (XII)		Number of shares pledged or otherwise encumbered (XIII)		Number of equity shares held in dematerialized form (XIV)
									Class x	Class y	Total				No. (a)	As a % of total shares held (b)	No. (a)	As a % of total shares held (b)	
Total Shareholding of Promoter and Promoter Group (A)=(A)(1)+(A)(2)			20	32015995	0	0	32015995	44.0462	32015995	0	32015995	44.0462	0	44.0462	0	0.0000	10537574	32.9135	32015995

**Bennett, Coleman and Company Ltd.(BCCL) has vide their letter dated 28th December, 2015, requested the Company to reclassify their shareholding of 307,400 equity shares aggregating to 0.42% of the paid up capital of the Company, from the Promoter and Promoter Group of the Company and to include the same in the 'Public' shareholding. Accordingly, the Company has vide its Board Resolution passed by Circulation dated 30th December, 2015 agreed to reclassify the said shareholding of BCCL in the Company. The Company has vide their letter dated 30th December, 2015 submitted the said letter of BCCL to BSE Limited, National Stock Exchange of India Limited and Calcutta Stock Exchange Limited ("Stock Exchanges") and requested the Stock Exchanges to take on record the said reclassification as required under Regulation 31A of the Securities and Exchange Board of India (Listing Obligations and Disclosure Requirements) Regulations, 2015. In furtherance to the abovementioned letter, the company had filed an Application for Reclassification on August 9, 2016 before all the Stock Exchanges. The Company has received approval letter for Reclassification of the said shares from BSE Limited via its letter dated August 19, 2016 and is awaiting for the approval of National stock Exchange Limited and The Calcutta Stock Exchange Limited.



(1)	Category & Name of the Shareholders (I)	PAN (II)	Nos. of shareholders (III)	No. of fully paid up equity shares held (IV)	Partly paid-up equity shares held (V)	Nos. of shares underlying Depository Receipts (VI)	Total nos. shares held (VII)=(IV)+(V)+(VI)	Shareholding % calculated as per SCRR, 1957) As a % of (A+B+C2) (VIII)	Number of Voting Rights held in each class of securities (IX)			Total as a % of Total Voting rights	No of shares Underlying outstanding convertible securities (including Warrants) (X)	Shareholding as a % assuming full conversion of convertible securities (as a percentage of diluted share capital) (XI)=(VII)+(X) As a % of A+B+C2)	Number of Locked in shares (XII)		Number of shares pledged or otherwise encumbered (XIII)		Number of equity shares held in dematerialized form (XIV)
									No of Voting Rights						No. (a)	As a % of total shares held (b)	No. (Not applicable) (a)	As a % of total shares held (Not applicable) (b)	
									Class x	Class y	Total								
(a)	Mutual Funds / UTI		14	6490005	0	0	6490005	8.9287	6490005	0	6490005	8.9287	0	8.9287	0	0.0000	NA		6489563
	DSP BLACKROCK MICRO CAP FUND	AAAJD0430B	1	4504916	0	0	4504916	6.1977	4504916	0	4504916	6.1977	0	6.1977	0	0.0000	NA		4504916
	FRANKLIN TEMPLETON MUTUAL FUND A/C TEMPLETON INDIA GROWTH FUND	AAATT4931H	2	1070454	0	0	1070454	1.4727	1070454	0	1070454	1.4727	0	1.4727	0	0.0000	NA		1070454
(b)	Venture Capital Funds																		
(c)	Alternate Investment Funds		1	152000	0	0	152000	0.2091	152000	0	152000	0.2091	0	0.2091	0	0.0000	NA		152000
(d)	Foreign Venture Capital Investors																		
(e)	Foreign Portfolio Investors		59	12753689	0	0	12753689	17.5460	12753689	0	12753689	17.5460	0	17.5460	0	0.0000	NA		12753689
	NOMURA INDIA INVESTMENT FUND MOTHER FUND	AAAAN3240L	1	2684585	0	0	2684585	3.6933	2684585	0	2684585	3.6933	0	3.6933	0	0.0000	NA		2684585
	FRANKLIN TEMPLETON INVESTMENT FUNDS	AABCT5310J	1	2329153	0	0	2329153	3.2043	2329153	0	2329153	3.2043	0	3.2043	0	0.0000	NA		2329153
	MALABAR INDIA FUND LIMITED	AAF6M6589C	1	1525050	0	0	1525050	2.0981	1525050	0	1525050	2.0981	0	2.0981	0	0.0000	NA		1525050
	AMUNDI FUNDS EQUITY INDIA	AACCC7744E	1	1200000	0	0	1200000	1.6509	1200000	0	1200000	1.6509	0	1.6509	0	0.0000	NA		1200000
	THE NOMURA TRUST AND BANKING CO., LTD AS THE TRUSTEE OF NOMURA INDIA STOCK MOTHE	AABTT6636L	1	873303	0	0	873303	1.2015	873303	0	873303	1.2015	0	1.2015	0	0.0000	NA		873303
	MORGAN STANLEY MAURITIUS COMPANY LIMITED	AADCM5927G	1	784865	0	0	784865	1.0798	784865	0	784865	1.0798	0	1.0798	0	0.0000	NA		784865
(f)	Financial Institutions / Banks		77	87605	0	0	87605	0.1205	87605	0	87605	0.1205	0	0.1205	0	0.0000	NA		55193
(g)	Insurance Companies		3	1750175	0	0	1750175	2.4078	1750175	0	1750175	2.4078	0	2.4078	0	0.0000	NA		1750175
(h)	Provident Funds / Pension Funds																		
(i)	Any Other (specify)																		
	Foreign Institutional Investors		8	4287783	0	0	4287783	5.8989	4287783	0	4287783	5.8989	0	5.8989	0	0.0000	NA		4287783
	AMANSA HOLDINGS PRIVATE LIMITED	AAKCA7237L	1	4031191	0	0	4031191	5.5459	4031191	0	4031191	5.5459	0	5.5459	0	0.0000	NA		4031191
	Sub Total		162	25521257	0	0	25521257	35.1110	25521257	0	25521257	35.1110	0	35.1110	0	0.0000	NA		25488403
(2)	Central Government / State Government(s) / President of India		2	277	0	0	277	0.0004	277	0	277	0.0004	0	0.0004	0	0.0000	NA		0





Table III - Statement Showing shareholding pattern of the Public shareholder as on 31/03/2017


(3)	(a)	Category & Name of the Shareholders (I)	PAN (II)	Nos. of shareholders (III)	No. of fully paid up equity shares held (IV)	Partly paid-up equity shares held (V)	Nos. of shares underlying Depository Receipts (VI)	Total nos shares held (VII)=(IV)+(V)+(VI)	Shareholding % calculated as per SCRR, 1957) As a % of (A+B+C2) (VIII)	Number of Voting Rights held in each class of securities (IX)			Total as a % of Total Voting rights	No of shares Underlying outstanding convertible securities (including Warrants) (X)	Shareholding as a % assuming full conversion of convertible securities (as a percentage of diluted share capital) (XI)=(VII)+(X) As a % of A+B+C2)	Number of Locked in shares (XII)		Number of shares pledged or otherwise encumbered (XIII)		Number of equity shares held in dematerialized form (XIV)
										Class x	Class y	Total				No. (a)	As a % of total shares held (b)	No. (Not applicable) (a)	As a % of total shares held (Not applicable) (b)	
		Non-Institutions																		
		Individuals-																		
		i. Individual shareholders holding nominal share capital upto Rs.2 lakhs		48518	9317011	0	0	9317011	12.8179	9317011	0	9317011	12.8179	0	12.8179	0	0.0000	NA		7782550
		ii. Individual shareholders holding nominal share capital in excess of Rs.2 lakhs		7	817685	0	0	817685	1.1249	817685	0	817685	1.1249	0	1.1249	0	0.0000	NA		817685
	(b)	NBFCs registered with RBI		9	122920	0	0	122920	0.1691	122920	0	122920	0.1691	0	0.1691	0	0.0000	NA		122920
	(c)	Employee Trusts																		
	(d)	Overseas Depositories (holding DRs) (balancing figure)																		
	(e)	Any Other (specify)																		
		Bodies Corporate		569	4117652	0	0	4117652	5.6649	4117652	0	4117652	5.6649	0	5.6649	0	0.0000	NA		4051498
		Clearing Member		190	176240	0	0	176240	0.2425	176240	0	176240	0.2425	0	0.2425	0	0.0000	NA		176240
		Non Resident Individual		630	586559	0	0	586559	0.8070	586559	0	586559	0.8070	0	0.8070	0	0.0000	NA		463019
		Trusts		12	8038	0	0	8038	0.0111	8038	0	8038	0.0111	0	0.0111	0	0.0000	NA		8038
		Foreign National		3	3626	0	0	3626	0.0050	3626	0	3626	0.0050	0	0.0050	0	0.0000	NA		3626
		Sub Total		49938	15149731	0	0	15149731	20.8423	15149731	0	15149731	20.8423	0	20.8423	0	0.0000	NA		13425576
		Total Public Shareholding (B)=(B)(1)+(B)(2)+(B)(3)		50102	40671265	0	0	40671265	55.9538	40671265	0	40671265	55.9538	0	55.9538	0	0.0000	NA		38913979



EVEREADY INDUSTRIES INDIA LTD

Table iv - Statement Showing shareholding pattern of the Non Promoter - Non Public shareholder as on 31/03/2017

(1)	Category & Name of the Shareholders (I)	PAN (II)	No of shareholders (III)	No. of fully paid up equity shares held (IV)	Partly paid-up equity shares held (V)	Nos of shares underlying Depository Receipts (VI)	Total nos. shares held (VII)=(IV) + (V)+(VI)	Shareholding % calculated as per SCRR, 1957) As a % of (A+B+C2) (VIII)	Number of Voting Rights held in each class of securities (IX)			Total as a % of Total Voting rights	No of shares Underlying outstanding convertible securities (including Warrants) (X)	Total Shareholding as a % assuming full conversion of convertible securities (as a percentage of diluted share capital) (XI)=(VII)+(X) As a % of A+B+C2)	Number of Locked in shares (XII)		Number of shares pledged or otherwise encumbered (XIII)		Number of equity shares held in dematerialized form (XIV)		
									Class x	Class y	Total				No. (a)	As a % of total shares held (b)	No. (a)	As a % of total shares held (b)			
(1)	Custodian / DR Holder																				
(2)	Employee Benefit Trust (under SEBI (Share based Employee Benefit) Regulations, 2014)																				
	Total Non Promoter - Non Public Shareholding (C)=(C)(1)+(C)(2)			0	0	0	0	0	0.0000	0	0	0	0.0000	0	0.0000	0	0.0000	NA	NA	0	



EVEREADY INDUSTRIES INDIA LTD

Distribution Schedule as on 31/03/2017

Share Holding	No of Holders	% age	No of Shares	% age
Upto 50	23666	47.2064	436731	0.6008
51 to 100	10901	21.7442	922535	1.2692
101 to 150	3752	7.4841	489503	0.6734
151 to 250	4294	8.5652	867224	1.1931
251 to 500	4151	8.2800	1566102	2.1546
501 to 5000	3022	6.0280	4079945	5.6130
Above 5000	347	0.6922	64325220	88.4959
Grand Total	50133	100.0000	72687260	100.0000

Distribution Schedule as on 31/03/2017

Share Holding	No of Holders	% age	No of Shares	% age
Upto 500	46764	93.2799	4282095	5.8911
501 to 1000	1760	3.5107	1368139	1.8822
1001 to 2000	798	1.5918	1198862	1.6493
2001 to 3000	247	0.4927	626936	0.8625
3001 to 4000	121	0.2414	436158	0.6000
4001 to 5000	96	0.1915	449850	0.6189
5001 to 10000	146	0.2912	1094312	1.5055
Above 10000	201	0.4009	63230908	86.9904
Grand Total	50133	100.0000	72687260	100.0000

Distribution Schedule as on 31/03/2017

Notional Value of (Rs.)	No of Holders	% age	Amount (Rs.)	% age
Upto 5000	48524	96.7905	28251170	7.7733
5001 to 10000	798	1.5918	5994310	1.6493
10001 to 20000	368	0.7340	5315470	1.4626
20001 to 30000	136	0.2713	3377680	0.9294
30001 to 40000	54	0.1077	1900990	0.5231
40001 to 50000	52	0.1037	2442140	0.6720
50001 to 100000	77	0.1536	5546745	1.5262
Above 100000	124	0.2473	310607795	85.4642
Grand Total	50133	100.0000	363436300	100.0000



EVEREADY INDUSTRIES INDIA LTD

Shareholding Summary as on 31/03/2017

Form	No of Records	No of Shares
PHYSICAL	16535	1757286
NSDL	22942	68121635
CDSL	10656	2808339
TOTAL	50133	72687260

