

**Format of holding of specified securities**

1. Name of Listed Entity: EVEREADY INDUSTRIES INDIA LTD (CIN:L31402WB1934PLC007993)

2. Scrip Code 531508 Name of Scrip -- Class of Security Equity

3. Share Holding Pattern Filed under : Reg. 31(1)(a)/Reg. 31(1)(b)/Reg. 31(1)(c)

a. If under 31 (1)(b) then indicate the report for Quarter ending: 31/03/2018

b. If under 31(1)(c ) then indicate date of allotment/extinguishment

4. **Declaration** : The Listed entity is required to submit the following declaration to the extent of submission of information:-

	<b>Particulars</b>	<b>Yes*</b>	<b>No*</b>
1	Whether the Listed Entity has issued any partly paid up shares?		No
2	Whether the Listed Entity has issued any Convertible Securities or Warrants?		No
3	Whether the Listed Entity has any shares against which depository receipts are issued?		No
4	Whether the Listed Entity has any shares in Locked-in?		No
5	Whether any shares held by promoters are pledge or otherwise encumbered?	Yes	

\* If the Listed Entity selects the option 'No' for the questions above, the column for the partly paid up shares, Outstanding Convertible Securities/Warrants, depository receipts, locked-in shares, No of shares pledged or otherwise encumbered by promoters, as applicable, shall not be displayed at the time of dissemination on the Stock Exchange website. Also wherever there is 'No' declared by Listed Entity in above table the values will be considered as 'Zero' by default on submission of the format of holding of specified securities.

5. The tabular format for disclosure of holding of specified securities is as follows:-



EVEREADY INDUSTRIES INDIA LTD

Table I - Summary Statement holding of specified securities as on 31/03/2018

Category (I)	Category of shareholder (II)	Nos. of shareholders (III)	No. of fully paid up equity shares held (IV)	No. of Partly paid-up equity shares held (V)	No. of shares underlying Depository Receipts (VI)	Total nos. shares held (VII)=(IV)+(V)+(VI)	Shareholding as a % of total no. of shares (calculated as per SCRR, 1957) (VIII) As a % of (A+B+C2)	Number of Voting Rights held in each class of securities (IX)				No of shares Underlying outstanding convertible securities (including Warrants) (X)	Shareholding as a % assuming full conversion of convertible securities (as a percentage of diluted share capital) (XI)=(VII)+(X) As a % of (A+B+C2)	Number of Locked in shares (XII)		Number of shares pledged or otherwise encumbered (XIII)		Number of equity shares held in dematerialized form (XIV)
								No of Voting Rights			Total as a % of (A+B+C)			No. (a)	As a % of total shares held (b)	No. (a)	As a % of total shares held (b)	
								Class eg:x	Class eg:y	Total								
(A)	Promoter & Promoter group	19	32015995	0	0	32015995	44.0462	32015995	0	32015995	44.0462	0	44.0462	0	0.0000	13137574	41.0344	32015995
(B)	Public	48617	40671265	0	0	40671265	55.9538	40671265	0	40671265	55.9538	0	55.9538	0	0.0000	NA		39564683
(C)	Non Promoter - Non Public															NA		
(C1)	Shares underlying DRs						NA									NA		
(C2)	Shares held by Employee Trusts															NA		
	Total	48636	72687260	0	0	72687260	100.0000	72687260	0	72687260	100.0000	0	100.0000	0				71580678



Table II - Statement Showing shareholding pattern of the Promoter and Promoter Group as on 31/03/2018

(1)	Category & Name of the Shareholders (I)	PAN (II)	Nos. of shareholders (III)	No. of fully paid up equity shares held (IV)	Partly paid-up equity shares held (V)	Nos. of shares underlying Depository Receipts (VI)	Total nos. shares held (VII)=(IV)+(V)+(VI)	Shareholding % calculated as per SCRR, 1957 As a % of (A+B+C2) (VIII)	Number of Voting Rights held in each class of securities (IX)			No of shares Underlying outstanding convertible securities (including Warrants) (X)	Shareholding as a % assuming full conversion of convertible securities (as a percentage of diluted share capital) (XI)=(VII)+(X) As a % of A+B+C2)	Number of Locked in shares (XII)		Number of shares pledged or otherwise encumbered (XIII)		Number of equity shares held in dematerialized form (XIV)	
									Class x	Class y	Total			Total as a % of Total Voting rights	No. (a)	As a % of total shares held (b)	No. (a)		As a % of total shares held (b)
(a)	Indian Individuals/Hindu undivided Family		7	853458	0	0	853458	1.1742	853458	0	853458	1.1742	0	1.1742	0	0.0000	0	0.0000	853458
	YASHODHARA KHAITAN	AFDPK0951J	1	235945	0	0	235945	0.3246	235945	0	235945	0.3246	0	0.3246	0	0.0000	0	0.0000	235945
	ADITYA KHAITAN	AFDPK0968D	1	232266	0	0	232266	0.3195	232266	0	232266	0.3195	0	0.3195	0	0.0000	0	0.0000	232266
	AMRITANSHU KHAITAN	AJFPK2122H	1	165000	0	0	165000	0.2270	165000	0	165000	0.2270	0	0.2270	0	0.0000	0	0.0000	165000
	VANYA KHAITAN	DMCPK6767F	1	164650	0	0	164650	0.2265	164650	0	164650	0.2265	0	0.2265	0	0.0000	0	0.0000	164650
	B M KHAITAN	AGEPK6970B	1	35897	0	0	35897	0.0494	35897	0	35897	0.0494	0	0.0494	0	0.0000	0	0.0000	35897
	ISHA KHAITAN	ALSPK2923P	1	17500	0	0	17500	0.0241	17500	0	17500	0.0241	0	0.0241	0	0.0000	0	0.0000	17500
	KAVITA KHAITAN	AFTPK1514P	1	2200	0	0	2200	0.0030	2200	0	2200	0.0030	0	0.0030	0	0.0000	0	0.0000	2200
(b)	Central Government/State Government(s)																		
(c)	Financial Institutions/Banks																		
(d)	Any Other (specify)																		
	Bodies Corporate		12	3.1E+07	0	0	31162537	42.8721	31162537	0	31162537	42.8721	0	42.8721	0	0.0000	1.3E+07	42.1582	31162537
	WILLIAMSON MAGOR & CO LIMITED	AAACW2369P	1	1.7E+07	0	0	17007841	23.3987	17007841	0	17007841	23.3987	0	23.3987	0	0.0000	7000000	41.1575	17007841
	Williamson Financial Services Limited	AAACW4504A	1	6370988	0	0	6370988	8.7649	6370988	0	6370988	8.7649	0	8.7649	0	0.0000	1857574	29.1568	6370988
	Bishnauth Investments Limited	AABCM7767N	1	4148246	0	0	4148246	5.7070	4148246	0	4148246	5.7070	0	5.7070	0	0.0000	3300000	79.5517	4148246
	Mcleod Russel India Ltd	AAACE6918J	1	1663289	0	0	1663289	2.2883	1663289	0	1663289	2.2883	0	2.2883	0	0.0000	0	0.0000	1663289
	BABCOCK BORSIG LIMITED	AABCD4477A	1	987484	0	0	987484	1.3585	987484	0	987484	1.3585	0	1.3585	0	0.0000	980000	99.2421	987484
	BENNETT, COLEMAN AND COMPANY LIMITED	AAACB4373Q	1	307400	0	0	307400	0.4229	307400	0	307400	0.4229	0	0.4229	0	0.0000	0	0.0000	307400
	KILBURN ENGINEERING LIMITED	AABCK3421H	1	271337	0	0	271337	0.3733	271337	0	271337	0.3733	0	0.3733	0	0.0000	0	0.0000	271337
	ICHAMATI INVESTMENTS LTD	AAACI5431J	1	171113	0	0	171113	0.2354	171113	0	171113	0.2354	0	0.2354	0	0.0000	0	0.0000	171113
	UNITED MACHINE CO LTD	AAACU3228P	1	116443	0	0	116443	0.1602	116443	0	116443	0.1602	0	0.1602	0	0.0000	0	0.0000	116443

Table II - Statement Showing shareholding pattern of the Promoter and Promoter Group as on 31/03/2018


Category & Name of the Shareholders (I)	PAN (II)	Nos. of shareholders (III)	No. of fully paid up equity shares held (IV)	Partly paid-up equity shares held (V)	Nos. of shares underlying Depository Receipts (VI)	Total nos. shares held (VII)=(IV)+(V)+(VI)	Shareholding % calculated as per SCRR, 1957) As a % of (A+B+C2) (VIII)	Number of Voting Rights held in each class of securities (IX)			Total as a % of Total Voting rights	No of shares Underlying outstanding convertible securities (including Warrants) (X)	Shareholding as a % assuming full conversion of convertible securities (as a percentage of diluted share capital) (XI)=(VII)+(X) As a % of A+B+C2)	Number of Locked in shares (XII)		Number of shares pledged or otherwise encumbered (XIII)		Number of equity shares held in dematerialized form (XIV)
								No of Voting Rights						No. (a)	As a % of total shares held (b)	No. (a)	As a % of total shares held (b)	
								Class x	Class y	Total								
ZEN INDUSTRIAL SERVICES LIMITED	AAACZ1829R	1	85366	0	0	85366	0.1174	85366	0	85366	0.1174	0	0.1174	0	0.0000	0	0.0000	85366
NITYA HOLDINGS & PROPERTIES LTD	AABCN1002B	1	30000	0	0	30000	0.0413	30000	0	30000	0.0413	0	0.0413	0	0.0000	0	0.0000	30000
DUFFLAGHUR INVESTMENTS LIMITED	AAACD9587C	1	3030	0	0	3030	0.0042	3030	0	3030	0.0042	0	0.0042	0	0.0000	0	0.0000	3030
Sub Total		19	3.2E+07	0	0	32015995	44.0462	32015995	0	32015995	44.0462	0	44.0462	0	0.0000	1.3E+07	41.0344	32015995
(2) Foreign Individuals (Non-Resident Individuals/Foreign Individuals)																		
(a)																		
(b) Government																		
(c) Institutions																		
(d) Foreign Portfolio Investor																		
(e) Any Other (specify)																		
Sub Total		0	0	0	0	0	0.0000	0	0	0	0.0000	0	0.0000	0	0.0000	0	0.0000	0
Total Shareholding of Promoter and Promoter Group (A)=(A)(1)+(A)(2)		19	3.2E+07	0	0	32015995	44.0462	32015995	0	32015995	44.0462	0	44.0462	0	0.0000	1.3E+07	41.0344	32015995

\*\*Bennett, Coleman and Company Ltd.(BCCL) has vide their letter dated 28th December, 2015, requested the Company to reclassify their shareholding of 307,400 equity shares aggregating to 0.42% of the paid up capital of the Company, from the Promoter and Promoter Group of the Company and to include the same in the 'Public' shareholding. Accordingly, the Company has vide its Board Resolution passed by Circulation dated 30th December, 2015 agreed to reclassify the said shareholding of BCCL in the Company. The Company has vide their letter dated 30th December, 2015 submitted the said letter of BCCL to BSE Limited, National Stock Exchange of India Limited and Calcutta Stock Exchange Limited ("Stock Exchanges") and requested the Stock Exchanges to take on record the said reclassification as required under Regulation 31A of the Securities and Exchange Board of India (Listing Obligations and Disclosure Requirements) Regulations, 2015. In furtherance to the abovementioned letter, the company had filed an Application for Reclassification on August 9, 2016 before all the Stock Exchanges. The Company has received approval letter for Reclassification of the said shares from BSE Limited via its letter dated August 19, 2016 and is awaiting for the approval of National stock Exchange Limited and The Calcutta Stock Exchange Limited.

EVEREADY INDUSTRIES INDIA LTD

Table III - Statement Showing shareholding pattern of the Public shareholder as on 31/03/2018

	Category & Name of the Shareholders (I)	PAN (II)	Nos. of shareholders (III)	No. of fully paid up equity shares held (IV)	Partly paid-up equity shares held (V)	Nos. of shares underlying Depository Receipts (VI)	Total nos. shares held (VII)=(IV)+(V)+(VI)	Shareholding % calculated as per SCRR, 1957) As a % of (A+B+C2) (VIII)	Number of Voting Rights held in each class of securities (IX)			No of shares Underlying outstanding convertible securities (including Warrants) (X)	Shareholding as a % assuming full conversion of convertible securities (as a percentage of diluted share capital) (XI)=(VII)+(X) As a % of A+B+C2)	Number of Locked in shares (XII)		Number of shares pledged or otherwise encumbered (XIII)		Number of equity shares held in dematerialized form (XIV)	
									No of Voting Rights					Total as a % of Total Voting rights	No. (a)	As a % of total shares held (b)	No. (Not applicable) (a)		As a % of total shares held (Not applicable) (b)
									Class x	Class y	Total								
(1)	Institutions																		
(a)	Mutual Funds / UTI		10	9390374	0	0	9390374	12.9189	9390374	0	9390374	12.9189	0	12.9189	0	0.0000	NA		9390374
	DSP BLACKROCK SMALL CAP FUND	AAAJD0430B	1	4632608	0	0	4632608	6.3733	4632608	0	4632608	6.3733	0	6.3733	0	0.0000	NA		4632608
	KOTAK EMERGING EQUITY SCHEME	AAATK4475F	2	1936455	0	0	1936455	2.6641	1936455	0	1936455	2.6641	0	2.6641	0	0.0000	NA		1936455
	FRANKLIN TEMPLETON MUTUAL FUND A/C TEMPLETON INDIA GROWTH FUND	AAATT4931H	2	1070454	0	0	1070454	1.4727	1070454	0	1070454	1.4727	0	1.4727	0	0.0000	NA		1070454
	SBI MAGNUM GLOBAL FUND	AABTS6407Q	2	887956	0	0	887956	1.2216	887956	0	887956	1.2216	0	1.2216	0	0.0000	NA		887956
(b)	Venture Capital Funds																		
(c)	Alternate Investment Funds		8	2967907	0	0	2967907	4.0831	2967907	0	2967907	4.0831	0	4.0831	0	0.0000	NA		2967907
	Motilal Oswal Focused Emergence Fund	AAFTM3030P	1	1000000	0	0	1000000	1.3758	1000000	0	1000000	1.3758	0	1.3758	0	0.0000	NA		1000000
(d)	Foreign Venture Capital Investors																		
(e)	Foreign Portfolio Investors		61	12137449	0	0	12137449	16.6982	12137449	0	12137449	16.6982	0	16.6982	0	0.0000	NA		12137449
	AMANSA HOLDINGS PRIVATE LIMITED	AAKCA7237L	1	4000000	0	0	4000000	5.5030	4000000	0	4000000	5.5030	0	5.5030	0	0.0000	NA		4000000
	FRANKLIN TEMPLETON INVESTMENT FUNDS	AABCT5310J	1	3409258	0	0	3409258	4.6903	3409258	0	3409258	4.6903	0	4.6903	0	0.0000	NA		3409258
	AMUNDI FUNDS SBI FM EQUITY INDIA	AACC7744E	1	1200000	0	0	1200000	1.6509	1200000	0	1200000	1.6509	0	1.6509	0	0.0000	NA		1200000
	MALABAR INDIA FUND LIMITED	AAFCM6589C	1	926095	0	0	926095	1.2741	926095	0	926095	1.2741	0	1.2741	0	0.0000	NA		926095
(f)	Financial Institutions / Banks		53	74955	0	0	74955	0.1031	74955	0	74955	0.1031	0	0.1031	0	0.0000	NA		48298
(g)	Insurance Companies		3	1545175	0	0	1545175	2.1258	1545175	0	1545175	2.1258	0	2.1258	0	0.0000	NA		1545175
(h)	Provident Funds / Pension Funds																		
(i)	Any Other (specify)																		
	Foreign Institutional Investors		1	160000	0	0	160000	0.2201	160000	0	160000	0.2201	0	0.2201	0	0.0000	NA		160000
	Sub Total		136	26275860	0	0	26275860	36.1492	26275860	0	26275860	36.1492	0	36.1492	0	0.0000	NA		26249203
(2)	Central Government / State Government(s) / President of India		2	277	0	0	277	0.0004	277	0	277	0.0004	0	0.0004	0	0.0000	NA		0
(3)	Non-Institutions																		
(a)	Individuals-																		




## EVEREADY INDUSTRIES INDIA LTD

Table III - Statement Showing shareholding pattern of the Public shareholder as on 31/03/2018

Category & Name of the Shareholders (I)	PAN (II)	Nos. of shareholders (III)	No. of fully paid up equity shares held (IV)	Partly paid up equity shares held (V)	Nos. of shares underlying Depository Receipts (VI)	Total nos. shares held (VII)=(IV)+(V)+(VI)	Shareholding % calculated as per SCRR, 1957) As a % of (A+B+C2) (VIII)	Number of Voting Rights held in each class of securities (IX)			No of shares Underlying outstanding convertible securities (including Warrants) (X)	Shareholding as a % assuming full conversion of convertible securities (as a percentage of diluted share capital) (XI)=(VII)+(X) As a % of A+B+C2)	Number of Locked in shares (XII)		Number of shares pledged or otherwise encumbered (XIII)		Number of equity shares held in dematerialized form (XIV)	
								No of Voting Rights					Total as a % of Total Voting rights	No. (a)	As a % of total shares held (b)	No. (Not applicable) (a)		As a % of total shares held (Not applicable) (b)
								Class x	Class y	Total								
i. Individual shareholders holding nominal share capital upto Rs.2 lakhs		46860	9820514	0	0	9820514	13.5106	9820514	0	9820514	13.5106	0	13.5106	0	0.0000	NA	8939641	
ii. Individual shareholders holding nominal share capital in excess of Rs.2 lakhs		9	1028685	0	0	1028685	1.4152	1028685	0	1028685	1.4152	0	1.4152	0	0.0000	NA	1028685	
(b) NBFCs registered with RBI		10	124115	0	0	124115	0.1708	124115	0	124115	0.1708	0	0.1708	0	0.0000	NA	124115	
(c) Employee Trusts																		
(d) Overseas Depositories (holding DRs) (balancing figure)																		
(e) Any Other (specify)																		
Investor Education and Protection Fund Authority		1	600971	0	0	600971	0.8268	600971	0	600971	0.8268	0	0.8268	0	0.0000	NA	600971	
Bodies Corporate		564	1904242	0	0	1904242	2.6198	1904242	0	1904242	2.6198	0	2.6198	0	0.0000	NA	1851416	
Clearing Member		99	57081	0	0	57081	0.0785	57081	0	57081	0.0785	0	0.0785	0	0.0000	NA	57081	
Non Resident Individual		918	794459	0	0	794459	1.0930	794459	0	794459	1.0930	0	1.0930	0	0.0000	NA	684024	
Domestic Corporate Unclaimed Shares Account		1	35514	0	0	35514	0.0489	35514	0	35514	0.0489	0	0.0489	0	0.0000	NA	0	
Trusts		15	24932	0	0	24932	0.0343	24932	0	24932	0.0343	0	0.0343	0	0.0000	NA	24932	
Foreign National		2	4615	0	0	4615	0.0063	4615	0	4615	0.0063	0	0.0063	0	0.0000	NA	4615	
Sub Total		48479	14395128	0	0	14395128	19.8042	14395128	0	14395128	19.8042	0	19.8042	0	0.0000	NA	13315480	
Total Public Shareholding (B)=(B)(1)+(B)(2)+(B)(3)		48617	40671265	0	0	40671265	55.9538	40671265	0	40671265	55.9538	0	55.9538	0	0.0000	NA	39564683	




EVEREADY INDUSTRIES INDIA LTD																		
Table Iv - Statement Showing shareholding pattern of the Non Promoter - Non Public shareholder as on 31/03/2018																		
Category & Name of the Shareholders (I)	PAN (II)	No of shareholders (III)	No. of fully paid up equity shares held (IV)	Partly paid-up equity shares held (V)	Nos. of shares underlying Depository Receipts (VI)	Total nos. shares held (VII)=(IV) + (V)+(VI)	Shareholding % calculated as per SCRR, 1957 As a % of (A+B+C2) (VIII)	Number of Voting Rights held in each class of securities (IX)				No of shares Underlying outstanding convertible securities (including Warrants) (X)	Total Shareholding as a % assuming full conversion of convertible securities (as a percentage of diluted share capital) (XI)=(VII)+(X) As a % of A+B+C2)	Number of Locked in shares (XII)		Number of shares pledged or otherwise encumbered (XIII)		Number of equity shares held in dematerialized form (XIV)
								No of Voting Rights			Total as a % of Total Voting rights			No. (a)	As a % of total shares held (b)	No. (Not applicable) (a)	As a % of total shares held (b)	
								Class x	Class y	Total								
(1) Custodian / DR Holder																		
(2) Employee Benefit Trust (under SEBI (Share based Employee Benefit) Regulations, 2014)																		
Total Non Promoter - Non Public Shareholding (C)=(C)(1)+(C)(2)			0	0	0	0	0.0000	0	0	0	0.0000	0	0.0000	0	0.0000	NA	NA	0



EVEREADY INDUSTRIES INDIA LTD

Shareholding Summary as on 31/03/2018

Form	No of Records	No of Shares
PHYSICAL	8974	1106582
NSDL	23459	66531246
CDSL	17590	5049432
TOTAL	50023	72687260





EVEREADY INDUSTRIES INDIA LTD				
Distribution Schedule as on 31/03/2018				
Share Holding	No of Holders	% age	No of Shares	% age
Upto 50	22681	45.3411	414692	0.5705
51 to 100	8730	17.4520	747694	1.0286
101 to 150	3060	6.1172	398577	0.5483
151 to 250	4499	8.9939	945680	1.3010
251 to 500	7079	14.1515	2500430	3.4400
501 to 5000	3680	7.3566	4557059	6.2694
Above 5000	294	0.5877	63123128	86.8421
Grand Total	50023	100.0000	72687260	100.0000
Distribution Schedule as on 31/03/2018				
Share Holding	No of Holders	% age	No of Shares	% age
Upto 500	46049	92.0557	5007073	6.8885
501 to 1000	2289	4.5759	1696726	2.3343
1001 to 2000	901	1.8012	1302908	1.7925
2001 to 3000	272	0.5437	682820	0.9394
3001 to 4000	126	0.2519	449750	0.6187
4001 to 5000	92	0.1839	424855	0.5845
5001 to 10000	130	0.2599	925655	1.2735
Above 10000	164	0.3278	62197473	85.5686
Grand Total	50023	100.0000	72687260	100.0000
Distribution Schedule as on 31/03/2018				
Notional Value of (Rs.)	No of Holders	% age	Amount (Rs.)	% age
Upto 5000	48338	96.6315	33518995	9.2228
5001 to 10000	901	1.8012	6514540	1.7925
10001 to 20000	398	0.7956	5662850	1.5581
20001 to 30000	139	0.2779	3441810	0.9470
30001 to 40000	46	0.0920	1603040	0.4411
40001 to 50000	37	0.0740	1707700	0.4699
50001 to 100000	52	0.1040	3662965	1.0079
Above 100000	112	0.2239	307324400	84.5607
Grand Total	50023	100.0000	363436300	100.0000

