

Format of holding of specified securities


1. Name of Listed Entity: EVEREADY INDUSTRIES INDIA LTD (CIN:L31402WB1934PLC007993)
2. Scrip Code 531508 Name of Scrip -, Class of Security Equity
3. Share Holding Pattern Filed under : Reg. 31(1)(a)/Reg. 31(1)(b)/Reg. 31(1)(c)
 - a. If under 31 (1)(b) then indicate the report for Quarter ending: 31/03/2019
 - b. If under 31(1)(c) then indicate date of allotment/extinguishment

4. **Declaration** : The Listed entity is required to submit the following declaration to the extent of submission of information:-

	Particulars	Yes*	No*
1	Whether the Listed Entity has issued any partly paid up shares?		No
2	Whether the Listed Entity has issued any Convertible Securities or Warrants?		No
3	Whether the Listed Entity has any shares against which depository receipts are issued?		No
4	Whether the Listed Entity has any shares in Locked-in?		No
5	Whether any shares held by promoters are pledge or otherwise encumbered?	Yes	

* If the Listed Entity selects the option 'No' for the questions above, the column for the partly paid up shares, Outstanding Convertible Securities/Warrants, depository receipts, locked-in shares, No of shares pledged or otherwise encumbered by promoters, as applicable, shall not be displayed at the time of dissemination on the Stock Exchange website. Also wherever there is 'No' declared by Listed Entity in above table the values will be considered as 'Zero' by default on submission of the format of holding of specified securities.

5. The tabular format for disclosure of holding of specified securities is as follows:-



EVEREADY INDUSTRIES INDIA LTD

Table I - Summary Statement holding of specified securities as on 31/03/2019

Category (I)	Category of shareholder (II)	Nos. of shareholders (III)	No. of fully paid up equity shares held (IV)	No. of Partly paid-up equity shares held (V)	No. of shares underlying Depository Receipts (VI)	Total nos. shares held (VII)=(IV)+(V)+(VI)	Shareholding as a % of total no. of shares (calculated as per SCRR, 1957) (VIII) As a % of (A+B+C2)	Number of Voting Rights held in each class of securities (IX)				No of shares Underlying outstanding convertible securities (including Warrants) (X)	Shareholding as a % assuming full conversion of convertible securities (as a percentage of diluted share capital) (XI)=(VII)+(X) As a % of (A+B+C2)	Number of Locked in shares (XII)		Number of shares pledged or otherwise encumbered (XIII)		Number of equity shares held in dematerialized form (XIV)
								No of Voting Rights			Total as a % of (A+B+C)			No. (a)	As a % of total shares held (b)	No. (a)	As a % of total shares held (b)	
								Class eg: x	Class eg: y	Total								
(A)	Promoter & Promoter group	19	32058895	0	0	32058895	44.1052	32058895	0	32058895	44.1052	0	44.1052	0	0.0000	15963888	49.7955	32058895
(B)	Public	50616	40628365	0	0	40628365	55.8948	40628365	0	40628365	55.8948	0	55.8948	0	0.0000	NA		39807032
(C)	Non Promoter - Non Public															NA		
(C1)	Shares underlying DRs						NA									NA		
(C2)	Shares held by Employee Trusts															NA		
	Total	50635	72687260	0	0	72687260	100.0000	72687260	0	72687260	100.0000	0	100.0000	0				71865927




Table II - Statement Showing shareholding pattern of the Promoter and Promoter Group as on 31/03/2019

	Category & Name of the Shareholders (I)	PAN	Nos. of shareholders (III)	No. of fully paid up equity shares held (IV)	Partly paid-up equity shares held (V)	Nos. of shares underlying Depository Receipts (VI)	Total nos. shares held (VII)=(IV)+(V)+(VI)	Shareholding % calculated as per SCRR, 1957) As a % of (A+B+C2) (VIII)	Number of Voting Rights held in each class of securities (IX)			Total as a % of Total Voting rights	No of shares Underlying convertible securities (including Warrants) (X)	Shareholding as a % assuming full conversion of convertible securities (as a percentage of diluted share capital) (XI)=(VII)+(X) As a % of A+B+C2)	Number of Locked in shares (XII)		Number of shares pledged or otherwise encumbered (XIII)		Number of equity shares held in dematerialized form (XIV)
									Class x	Class y	Total				No. (a)	As a % of total shares held (b)	No. (a)	As a % of total shares held (b)	
(1)	Indian																		
(a)	Individuals/Hindu undivided Family		7	853458	0	0	853458	1.1742	853458	0	853458	1.1742	0	1.1742	0	0.0000	0	0.0000	853458
	YASHODHARA KHAITAN	AFDPK0951J	1	235945	0	0	235945	0.3246	235945	0	235945	0.3246	0	0.3246	0	0.0000	0	0.0000	235945
	ADITYA KHAITAN	AFDPK0968D	1	232266	0	0	232266	0.3195	232266	0	232266	0.3195	0	0.3195	0	0.0000	0	0.0000	232266
	AMRITANSHU KHAITAN	AJFPK2122H	1	165000	0	0	165000	0.2270	165000	0	165000	0.2270	0	0.2270	0	0.0000	0	0.0000	165000
	VANYA KHAITAN	DMCPK6767F	1	164650	0	0	164650	0.2265	164650	0	164650	0.2265	0	0.2265	0	0.0000	0	0.0000	164650
	B M KHAITAN	AGEPK6970B	1	35897	0	0	35897	0.0494	35897	0	35897	0.0494	0	0.0494	0	0.0000	0	0.0000	35897
	ISHA KHAITAN	ALPK2923P	1	17500	0	0	17500	0.0241	17500	0	17500	0.0241	0	0.0241	0	0.0000	0	0.0000	17500
	KAVITA KHAITAN	AFTPK1514P	1	2200	0	0	2200	0.0030	2200	0	2200	0.0030	0	0.0030	0	0.0000	0	0.0000	2200
(b)	Central Government/State Government(s)																		
(c)	Financial Institutions/Banks																		
(d)	Any Other (specify)																		
	Bodies Corporate		12	31205437	0	0	31205437	42.9311	31205437	0	31205437	42.9311	0	42.9311	0	0.0000	15963888	51.1574	31205437
	WILLIAMSON MAGOR & CO LIMITED	AAACW2369P	1	17030741	0	0	17030741	23.4302	17030741	0	17030741	23.4302	0	23.4302	0	0.0000	9222900	54.1544	17030741
	Williamson Financial Services Limited	AAACW4504A	1	6390988	0	0	6390988	8.7924	6390988	0	6390988	8.7924	0	8.7924	0	0.0000	2460988	38.5072	6390988
	Bishnauth Investments Limited	AABCM7767N	1	4148246	0	0	4148246	5.7070	4148246	0	4148246	5.7070	0	5.7070	0	0.0000	3300000	79.5517	4148246
	McLeod Russel India Ltd	AAACE6918J	1	1663289	0	0	1663289	2.2883	1663289	0	1663289	2.2883	0	2.2883	0	0.0000	0	0.0000	1663289
	BABCOCK BORSIG LIMITED	AABCD4477A	1	987484	0	0	987484	1.3585	987484	0	987484	1.3585	0	1.3585	0	0.0000	980000	99.2421	987484
	BENNETT, COLEMAN AND COMPANY LIMITED	AAACB4373Q	1	307400	0	0	307400	0.4229	307400	0	307400	0.4229	0	0.4229	0	0.0000	0	0.0000	307400
	KILBURN ENGINEERING LIMITED	AABCK3421H	1	271337	0	0	271337	0.3733	271337	0	271337	0.3733	0	0.3733	0	0.0000	0	0.0000	271337
	ICHAMATI INVESTMENTS LTD	AAACI5431J	1	171113	0	0	171113	0.2354	171113	0	171113	0.2354	0	0.2354	0	0.0000	0	0.0000	171113
	UNITED MACHINE CO LTD	AAACU3228P	1	116443	0	0	116443	0.1602	116443	0	116443	0.1602	0	0.1602	0	0.0000	0	0.0000	116443
	ZEN INDUSTRIAL SERVICES LIMITED	AAACZ1829R	1	85366	0	0	85366	0.1174	85366	0	85366	0.1174	0	0.1174	0	0.0000	0	0.0000	85366
	NITYA HOLDINGS & PROPERTIES LTD	AABCN1002B	1	30000	0	0	30000	0.0413	30000	0	30000	0.0413	0	0.0413	0	0.0000	0	0.0000	30000
	DUFFLAGHUR INVESTMENTS LIMITED	AAACD9587C	1	3030	0	0	3030	0.0042	3030	0	3030	0.0042	0	0.0042	0	0.0000	0	0.0000	3030
	Sub Total		19	32058895	0	0	32058895	44.1052	32058895	0	32058895	44.1052	0	44.1052	0	0.0000	15963888	49.7955	32058895
(2)	Foreign																		
(a)	Individuals (Non-Resident Individuals/Foreign Individuals)																		
(b)	Government																		
(c)	Institutions																		
(d)	Foreign Portfolio Investor																		
(e)	Any Other (specify)																		
	Sub Total		0	0	0	0	0	0.0000	0	0	0	0.0000	0	0.0000	0	0.0000	0	0.0000	0




Table II - Statement Showing shareholding pattern of the Promoter and Promoter Group as on 31/03/2019

Category & Name of the Shareholders (I)	PAN	(II)	Nos. of shareholders (III)	No. of fully paid up equity shares held (IV)	Partly paid-up equity shares held (V)	Nos. of shares underlying Depository Receipts (VI)	Total nos. shares held (VII)=(IV)+(V)+(VI)	Shareholding % calculated as per SCRR, 1957) As a % of (A+B+C2) (VIII)	Number of Voting Rights held in each class of securities (IX)			No of shares Underlying outstanding convertible securities (including Warrants) (X)	Shareholding as a % assuming full conversion of convertible securities (as a percentage of diluted share capital) (XI)=(VII)+(X) As a % of A+B+C2)	Number of Locked in shares (XII)		Number of shares pledged or otherwise encumbered (XIII)		Number of equity shares held in dematerialized form (XIV)	
									No of Voting Rights					Total as a % of Total Voting rights	No. (a)	As a % of total shares held (b)	No. (a)		As a % of total shares held (b)
									Class x	Class y	Total								
Total Shareholding of Promoter and Promoter Group (A)=(A)(1)+(A)(2)			19	32058895	0	0	32058895	44.1052	32058895	0	32058895	44.1052	0	44.1052	0	0.0000	15963888	49.7955	32058895
<p>**Bennett, Coleman and Company Ltd.(BCCL) has vide their letter dated 28th December, 2015, requested the Company to reclassify their shareholding of 307,400 equity shares aggregating to 0.42% of the paid up capital of the Company, from the Promoter and Promoter Group of the Company and to include the same in the 'Public' shareholding. Accordingly, the Company has vide its Board Resolution passed by Circulation dated 30th December, 2015 agreed to reclassify the said shareholding of BCCL in the Company. The Company has vide their letter dated 30th December, 2015 submitted the said letter of BCCL to BSE Limited, National Stock Exchange of India Limited and Calcutta Stock Exchange Limited ("Stock Exchanges") and requested the Stock Exchanges to take on record the said reclassification as required under Regulation 31A of the Securities and Exchange Board of India (Listing Obligations and Disclosure Requirements) Regulations, 2015. In furtherance to the abovementioned letter, the company had filed an Application for Reclassification on August 9, 2016 before all the Stock Exchanges. The Company has received approval letter for Reclassification of the said shares from BSE Limited via its letter dated August 19, 2016 and is awaiting for the approval of National stock Exchange Limited and The Calcutta Stock Exchange Limited.</p>																			






Table III - Statement Showing shareholding pattern of the Public shareholder as on 31/03/2019

	Category & Name of the Shareholders (I)	PAN (II)	Nos. of shareholders (III)	No. of fully paid up equity shares held (IV)	Partly paid up equity shares held (V)	Nos. of shares underlying Depository Receipts (VI)	Total nos. shares held (VII)=(IV)+(V)+(VI)	Shareholding % calculated as per SCRR, 1957) As a % of (A+B+C2) (VIII)	Number of Voting Rights held in each class of securities (IX)			No of shares Underlying outstanding convertible securities (including Warrants) (X)	Shareholding as a % assuming full conversion of convertible securities (as a percentage of diluted share capital) (XI)=(VII)+(X) As a % of A+B+C2)	Number of Locked in shares (XII)		Number of shares pledged or otherwise encumbered (XIII)		Number of equity shares held in dematerialized form (XIV)	
									No of Voting Rights					Total as a % of Total Voting rights	No. (a)	As a % of total shares held (b)	No. (Not applicable) (a)		As a % of total shares held (Not applicable) (b)
									Class x	Class y	Total								
(1)	Institutions																		
(a)	Mutual Funds / UTI		7	3213200	0	0	3213200	4.4206	3213200	0	3213200	4.4206	0	4.4206	0	0.0000	NA		3213200
	KOTAK EMERGING EQUITY SCHEME	AAATK4475F	2	2248690	0	0	2248690	3.0937	2248690	0	2248690	3.0937	0	3.0937	0	0.0000	NA		2248690
(b)	Venture Capital Funds																		
(c)	Alternate Investment Funds		7	2545405	0	0	2545405	3.5019	2545405	0	2545405	3.5019	0	3.5019	0	0.0000	NA		2545005
	Motilal Oswal Focused Emergence Fund	AAFTM3030P	1	1200000	0	0	1200000	1.6509	1200000	0	1200000	1.6509	0	1.6509	0	0.0000	NA		1200000
(d)	Foreign Venture Capital Investors																		
(e)	Foreign Portfolio Investors		34	13955607	0	0	13955607	19.1995	13955607	0	13955607	19.1995	0	19.1995	0	0.0000	NA		13955607
	FRANKLIN TEMPLETON INVESTMENT FUNDS	AABCT5310J	1	4771914	0	0	4771914	6.5650	4771914	0	4771914	6.5650	0	6.5650	0	0.0000	NA		4771914
	AMANSA HOLDINGS PRIVATE LIMITED	AAKCA7237L	1	2796887	0	0	2796887	3.8478	2796887	0	2796887	3.8478	0	3.8478	0	0.0000	NA		2796887
	GOLDMAN SACHS INDIA LIMITED	AADCG0260C	1	1875904	0	0	1875904	2.5808	1875904	0	1875904	2.5808	0	2.5808	0	0.0000	NA		1875904
	MALABAR INDIA FUND LIMITED	AAFCM6589C	1	926095	0	0	926095	1.2741	926095	0	926095	1.2741	0	1.2741	0	0.0000	NA		926095
(f)	Financial Institutions / Banks		49	1751355	0	0	1751355	2.4094	1751355	0	1751355	2.4094	0	2.4094	0	0.0000	NA		1725034
(g)	Insurance Companies																		
(h)	Provident Funds / Pension Funds																		
(i)	Any Other (specify)																		
	Foreign Institutional Investors		1	100726	0	0	100726	0.1386	100726	0	100726	0.1386	0	0.1386	0	0.0000	NA		100726
	Sub Total		98	21566293	0	0	21566293	29.6700	21566293	0	21566293	29.6700	0	29.6700	0	0.0000	NA		21539572
(2)	Central Government / State Government(s) / President of India		3	477	0	0	477	0.0007	477	0	477	0.0007	0	0.0007	0	0.0000	NA		200
(3)	Non-Institutions																		
(a)	Individuals-																		
	i. Individual shareholders holding nominal share capital upto Rs.2 lakhs		48830	9831814	0	0	9831814	13.5262	9831814	0	9831814	13.5262	0	13.5262	0	0.0000	NA		9115693



EVEREADY INDUSTRIES INDIA LTD																		
Table III - Statement Showing shareholding pattern of the Public shareholder as on 31/03/2019																		
Category & Name of the Shareholders (I)	PAN (II)	Nos. of shareholders (III)	No. of fully paid up equity shares held (IV)	Partly paid-up equity shares held (V)	Nos. of shares underlying Depository Receipts (VI)	Total nos. shares held (VII)=(IV)+(V)+(VI)	Shareholding % calculated as per SCRR, 1957) As a % of (A+B+C2) (VIII)	Number of Voting Rights held in each class of securities (IX)			No of shares Underlying outstanding convertible securities (including Warrants) (X)	Shareholding as a % assuming full conversion of convertible securities (as a percentage of diluted share capital) (XI)=(VII)+(X) As a % of A+B+C2)	Number of Locked in shares (XII)		Number of shares pledged or otherwise encumbered (XIII)		Number of equity shares held in dematerialized form (XIV)	
								No of Voting Rights					Total as a % of Total Voting rights	No. (a)	As a % of total shares held (b)	No. (Not applicable) (a)		As a % of total shares held (Not applicable) (b)
								Class x	Class y	Total								
ii. Individual shareholders holding nominal share capital in excess of Rs.2 lakhs		15	2133391	0	0	2133391	2.9350	2133391	0	2133391	2.9350	0	2.9350	0	0.0000	NA	2133391	
(b) NBFCs registered with RBI		14	178279	0	0	178279	0.2453	178279	0	178279	0.2453	0	0.2453	0	0.0000	NA	178279	
(c) Employee Trusts																		
(d) Overseas Depositories (holding DRs) (balancing figure)																		
(e) Any Other (specify)																		
Investor Education and Protection Fund Authority		1	736952	0	0	736952	1.0139	736952	0	736952	1.0139	0	1.0139	0	0.0000	NA	736952	
INVESTOR EDUCATION AND PROTECTION FUND AUTHORITY MINISTRY OF CORPORATE AFFAIRS	EXEMPTCATG	1	736952	0	0	736952	1.0139	736952	0	736952	1.0139	0	1.0139	0	0.0000	NA	736952	
Bodies Corporate		502	3763725	0	0	3763725	5.1780	3763725	0	3763725	5.1780	0	5.1780	0	0.0000	NA	3711968	
Clearing Member		153	1444626	0	0	1444626	1.9875	1444626	0	1444626	1.9875	0	1.9875	0	0.0000	NA	1444626	
Non Resident Individual		988	631498	0	0	631498	0.8688	631498	0	631498	0.8688	0	0.8688	0	0.0000	NA	605041	
Domestic Corporate Unclaimed Shares Account		1	23070	0	0	23070	0.0317	23070	0	23070	0.0317	0	0.0317	0	0.0000	NA	23070	
Trusts		10	318223	0	0	318223	0.4378	318223	0	318223	0.4378	0	0.4378	0	0.0000	NA	318223	
Foreign National		1	17	0	0	17	0.0000	17	0	17	0.0000	0	0.0000	0	0.0000	NA	17	
Sub Total		50515	19061595	0	0	19061595	26.2241	19061595	0	19061595	26.2241	0	26.2241	0	0.0000	NA	18267260	
Total Public Shareholding (B)=(B)(1)+(B)(2)+(B)(3)		50616	40628365	0	0	40628365	55.8948	40628365	0	40628365	55.8948	0	55.8948	0	0.0000	NA	39807032	



EVEREADY INDUSTRIES INDIA LTD																		
Table Iv - Statement Showing shareholding pattern of the Non Promoter - Non Public shareholder as on 31/03/2019																		
Category & Name of the Shareholders (I)	PAN (II)	No of shareholders (III)	No. of fully paid up equity shares held (IV)	Partly paid-up equity shares held (V)	Nos. of shares underlying Depository Receipts (VI)	Total nos. shares held (VII)=(IV)+(V)+(VI)	Shareholding % calculated as per SCRR, 1957) As a % of (A+B+C2) (VIII)	Number of Voting Rights held in each class of securities (IX)			Total as a % of Total Voting rights	No of shares Underlying outstanding convertible securities (including Warrants) (X)	Total Shareholding as a % assuming full conversion of convertible securities (as a percentage of diluted share capital) (XI)=(VII)+(X) As a % of A+B+C2)	Number of Locked in shares (XII)		Number of shares pledged or otherwise encumbered (XIII)		Number of equity shares held in dematerialized form (XIV)
								Class x	Class y	Total				No. (a)	As a % of total shares held (b)	No. (Not applicable) (a)	As a % of total shares held (b)	
(1) Custodian / DR Holder																		
(2) Employee Benefit Trust (under SEBI (Share based Employee Benefit) Regulations, 2014)																		
Total Non Promoter - Non Public Shareholding (C)=(C)(1)+(C)(2)		0	0	0	0	0	0.0000	0	0	0	0.0000	0	0.0000	0	0.0000	NA	NA	0



EVEREADY INDUSTRIES INDIA LTD				
Shareholding Summary as on 31/03/2019				
As per Folio/Client Id				
Form	No of Records	No of Shares		
PHYSICAL	7251	821333		
NSDL	28007	66027503		
CDSL	16835	5838424		
TOTAL	52093	72687260		

